

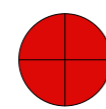


**Key and Rigging Specification**

Red X points on proscenium indicate where markup measurements should be taken from

- 
 Hemp Point (14mm Manila)
  - Points circled in blue to be attached to 7000mm steel
  - Adjacent arrows indicate which side fly rail line should run to
- 
 0.5T LiftKet Vary-Speed Chain Motor
  - Point should be hung Motor UP
  - Notation specifies axis number

- 
 0.25T BT200 Drum Winch
  - All points terminated with 1.5T Master Link
  - Notation specifies axis number

DESIGNED BY <b>Ruth Darling</b>
DRAWN BY <b>James Hamilton</b>
CHECKED BY <b>Jamie McQueen</b>
APPROVED BY <b>Malki Stephen</b>
OTHER APPROVALS <b>Ruth Darling</b>
CAD FILE NAME <b>SITPWG Master V5 v2017 v20</b>

TITLE <b>Sunday in the Park with George Rigging Points Plan</b>				B
SIZE	CAGE CODE	DRAWING NUMBER	REV	
		<b>1 of 1</b>	A	
SHEET <b>01</b> OF <b>1</b>			SCALE: 1:50 @ A3	