





# Performer Flying Rescue Plans

13/11/2017



Relevant people will be referred to as follows: Technical Stage Manager (TSM), Deputy Technical Stage Manager (DTSM), Head of Flys (HOF), Stage Manager (SM), Assistant Stage Manager (ASM), Production Electrician (PLX)



Show	The Jungle Book	
For use if	Power failure, unfixable automation error	
Rescuer	Malcolm Stephen/Steve Macluskie	
<b>Manual Automation Override</b>		
1	Automation operator will inform TSM/DSM/SM of failure	
2	TSM confirms if failure is unfixable with SM	
3	SM follows show stop procedure (See Show Stop Procedure document).	
4	Clear all Cast and Crew from deck excluding TSM, DTSM and SM.	
5	HOF turn on the orange flashing light when given go by TSM and all on deck wear hard hats.	
6	Rescuer goes to the grid and swaps over automation control on relevant axis.	
7	When control is swapped Rescuer will communicate to TSM on deck that they have control over the axis.	
8	TSM will give the go to lower in the performer.	
9	TSM unclip the performer when lowered.	
Completed by	Yesha Subotincic West	
Reviewer	M. Stephen	

Show	The Jungle Book	
For use if	Performer injury when performer is unable to signal	
Rescuer	Malcolm Stephen/Steve Macluskie	
<b>Automation Rescue</b>		
1	Spotter will instantly call a halt to the manoeuvre	
2	Designated ASM will call ambulance.	
3	SM follows show stop procedure (See Show Stop Procedure document).	
4	TSM will give the go to lower in the performer.	
5	TSM will unclip the performer when at landed.	
Completed by	Yesha Subotincic West	
Reviewer	M. Stephen	

# Performer Flying Rescue Plans


13/11/2017

Show	The Jungle Book	
For use if	Performer is uncomfotable or injured but concious	
Rescuer	Malcolm Stephen/Steve Macluskie	
<b>Performer employs "Get Me Out" Signal in the air</b>		
1	Spotter will instantly call a halt to the manoeuvre when signal is used.	
2	TSM will give the go to rescue performer. (SM in Rehearsals)	
3	If performer is onstage and unable to unclip themselves, they use the "Unclip Me" signal to another performer (SM to unclip in rehearsals) who will unclip them. (See Performer Flying Signal document)	
Completed by	Yesha Subotincic West	
Reviewer	M. Stephen	

Show	The Jungle Book	
For use if	Jam in tracking/automation system	
Rescuer	Malcolm Stephen/Steve Macluskie	
<b>Ladder Rescue</b>		
1	Automation operator/spotter will inform TSM/DSM/SM of jam.	
2	SM follows show stop procedure (See Show Stop Procedure document).	
3	Clear all Cast and Crew from deck excluding TSM, DTSM and SM.	
4	If the stage below the performer is clear the tallecope will be used. (Rescue A) If performer is concious they can climb into the tallecope basket, unclip themselvs and climb down to stage. (Rescue B) If performer is unconcious, or if the position of the performer is blocked by the Council Rock, the tallecope rescue kit will be used, either with Zarges or Tallecope at discretion of TSM or rescuer. Steps from 5-12 only apply to Recsue B.	
5	HOF turn on the orange flashing light when given go by TSM. All on deck wear hard hats.	
6	Rescuer goes to the grid and moves tallescope rescue system to a point above the carrier on track.	
7	DTSM and TSM will bring in tallescope onstage to a point below the performer.	
8	TSM will climb tallescope and clip performer in to the tallescope rescue system.	
8	Rescuer will take up tension on the tallescope rescue system line.	
10	TSM will the unclip performer from performer automation flying line(s) and descend from tallescope.	
11	TSM and DTSM will move tallescope downstage out of the way of the performer.	
12	Rescuer will lower performer to the ground.	
Completed by	Yesha Subotincic West	
Reviewer	M. Stephen	

# Performer Flying Rescue Plans

13/11/2017

Show	The Jungle Book	
For use if	Performer with Suspension Trauma	
Rescuer	Malcolm Stephen/Steve Macluskie	
<b>Suspension Trauma Rescue</b>		
1	Follow Rescue Procedure for particular situation	
2	If performer is able to move have them (1) raise their knees above their hips (2) use the swivel of the tumble harness to lean back and level their legs with their torso or (3) or do "air bicycle". If they start the "air bicycle" they must not stop until they are on the ground.	
3	If the time that the performer has been in the air with their knees below their hips exceeds 5 minutes, designated ASM will call ambulance.	
4	Stop lowering the performer before they touch the ground.	
5	Lower performer in sitting position with legs horizontal and back vertical. Keep tension on the lines support performer until ambulance arrives.	
Completed by	Yesha Subotincic West	
Reviewer	M. Stephen	