




Spring Awakening Rescue Plans

04/03/2018

Relevant people will be referred to as follows: Technical Stage Manager (TSM), Deputy Technical Stage Manager (DTSM), Head of Flys (HOF), Stage Manager (SM), Assistant Stage Manager (ASM), Production Electrician (PLX)


Trick	Swings	
For use if	Power failure, unfixable automation error	
Rescuer	Malcolm Stephen/Steve Macluskie	
Tallescope Rescue		
1	Automation operator will inform TSM/SM of failure over cans.	
2	TSM confirms that failure is unfixable with SM	
3	SM follows show stop procedure (See Show Stop Procedure document).	
4	On TSM's Call HOF flies out border on 4 and on the orange flashing light. All on deck wear hard hats.	
5	Zarges are positioned below the performer and extended to performers feet height. Performer steps on to the ladder and undoes wrist loop. Performer climbs down ladder to deck.	
6	Repeat Step 5 until all performers are safely on deck.	
Completed by	Yesha Subotincic West	


Trick	Swings	
For use if	Performer falls off swing or uses "Plan B" Signal	
Rescuer	Malcolm Stephen/Steve Macluskie	
Automation Rescue		
1	TSM or SM will immediately call halt to the show.	
2	SM follows show stop procedure (See Show Stop Procedure document).	
3	TSM will immediately call automation in.	
4	DTSM will bring in automation on TSM's call.	
5	Designated ASM will inform Resident First Aiders	
Completed by	Yesha Subotincic West	

Trick	Performer flying	
For use if	Performer is unconscious.	
Rescuer	Malcolm Stephen/Steve Macluskie	
Counterweight Rescue		
1	TSM or SM will immediately call halt to the show.	
2	SM follows show stop procedure (See Show Stop Procedure document).	
3	When given go by TSM, Counterweight will lower performer to the ground.	
4	Designated ASM will inform Resident First Aiders	
Completed by	Yesha Subotincic West	

Spring Awakening Rescue Plans

04/03/2018

Trick	Performer flying	
For use if	Counterweight is unconscious.	
Rescuer	Malcolm Stephen/Steve Macluskie	
Designated Rescuer Rescue		
1	TSM or SM will immediately call halt to the show.	
2	SM follows show stop procedure (See Show Stop Procedure document).	
3	Rescuer clips in to the system while performer is still clipped in. Performer is then unclipped.	
5	Rescuer climbs up frame to lower counterweight in.	
6	Designated ASM will inform Resident First Aiders	
Completed by	Yesha Subotincic West	

Trick	Performer flying	
For use if	Counterweight and performer are unconscious.	
Rescuer	Malcolm Stephen/Steve Macluskie	
Designated Rescuer Rescue		
1	TSM or SM will immediately call halt to the show.	
2	SM follows show stop procedure (See Show Stop Procedure document).	
3	Frames are moved offstage.	
4	Counterweight is pulled down to the deck with excess line, if it is safe to do so.	
5	Rescuer clipped in to the fall arrest then the performer flying line.	
6	Rescuer climbs up ladder to lower performer down to the deck.	
7	Performer is unclipped.	
8	Designated ASM will inform Resident First Aiders	
Completed by	Yesha Subotincic West	

Trick	Performer Flying	
For use if	Performer with Suspension Trauma	
Rescuer	Malcolm Stephen/Steve Macluskie	
Suspension Trauma Rescue		
1	Follow Rescue Procedure for particular situation.	
2	If performer is able to move have them (1) raise their knees above their hips (2) or do "air bicycle". If they start the "air bicycle" they must not stop until they are on the ground.	
3	If the time that the performer has been in the air with their knees below their hips exceeds 5 minutes, designated ASM will call ambulance.	
4	Lower performer in sitting position with legs horizontal and back vertical. Keep tension on the lines support performer until ambulance arrives.	
Completed by	Yesha Subotincic West	