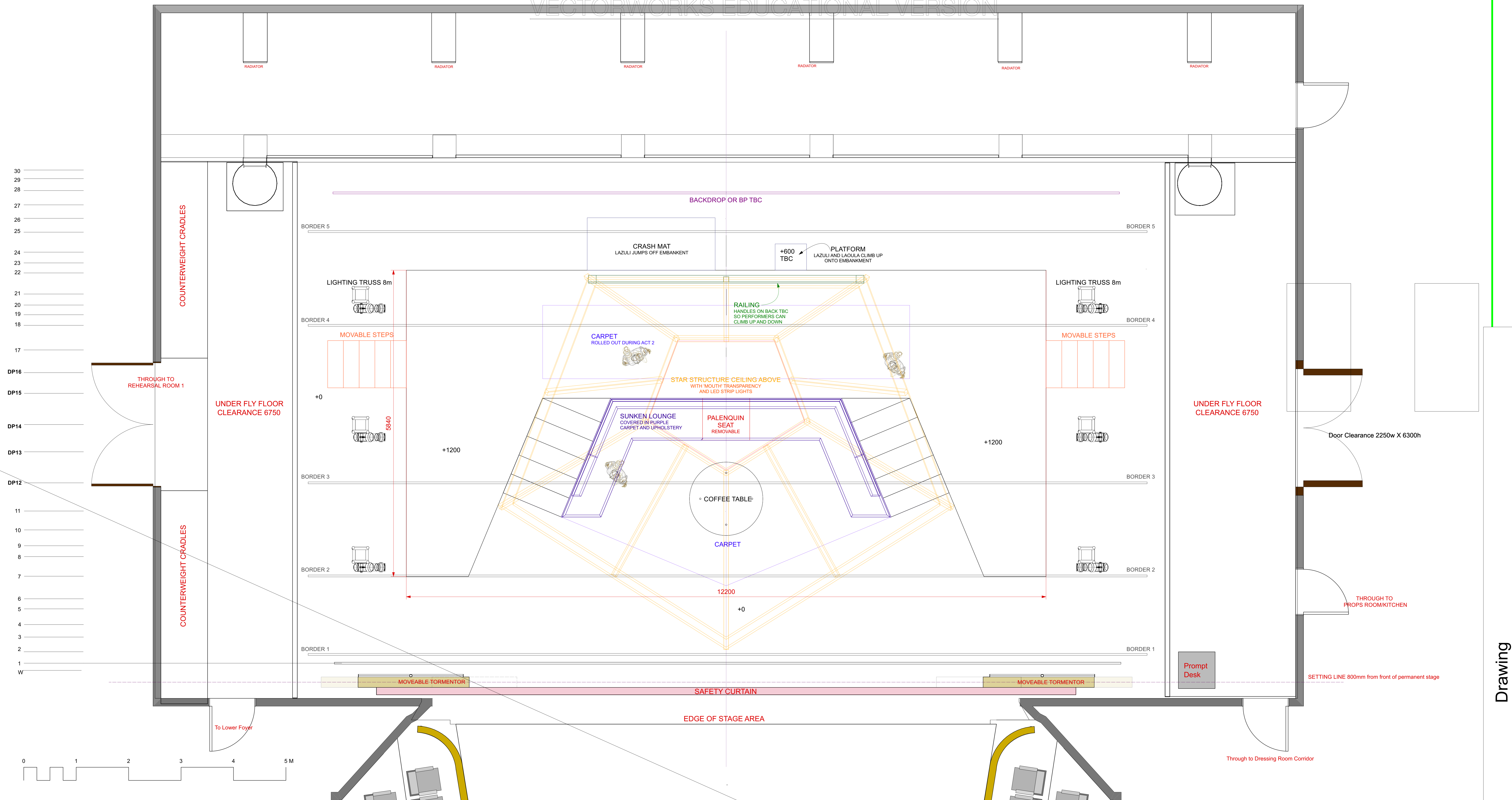


TECHNICAL DATA

Recommended Proscenium Opening	9 200mm
Proscenium Opening	8 000mm - 11 200mm (w) x 7 180mm (h)
Setting Line to D/S of Rear Columns	10 000mm
Setting Line To Edge Of Stage	800mm
Setting Line To Edge of Forestage/Pit Elevator	3 110mm
Depth of Forestage/Pit Elevator	2 310mm
Height of Stage from Stalls Level	910mm
Max Width of Stage	20 750mm
Width Between Fly Floors	16 550mm
Clearance To Underside of Fly Floors	6700mm
Height to Underside of Grid (Bar Travel)	15 500mm
Bar Width Counterweights	11 500mm SWL 400kg UDL / 45kg PL
Bar Width DP Counterweights	12 000mm SWL 370kg UDL / 50kg PL
Bar Width Hemp Sets	10 650mm SWL 50kg UDL

Get In Clearance Dimensions Stage Left 2 250 (w) x 6 300 (h)
 Stage Right 2 350 (w) x 2 800 (h)

Director	P.J. Harris	Designer	Anna Yates	Drawing Number
Stage Manager	Stage Manager	LX Design	Emma Jones	
TSM	TSM	Date	22 Oct 2022	1
Drawn By	Anna Yates	Scale	1:25@A0	

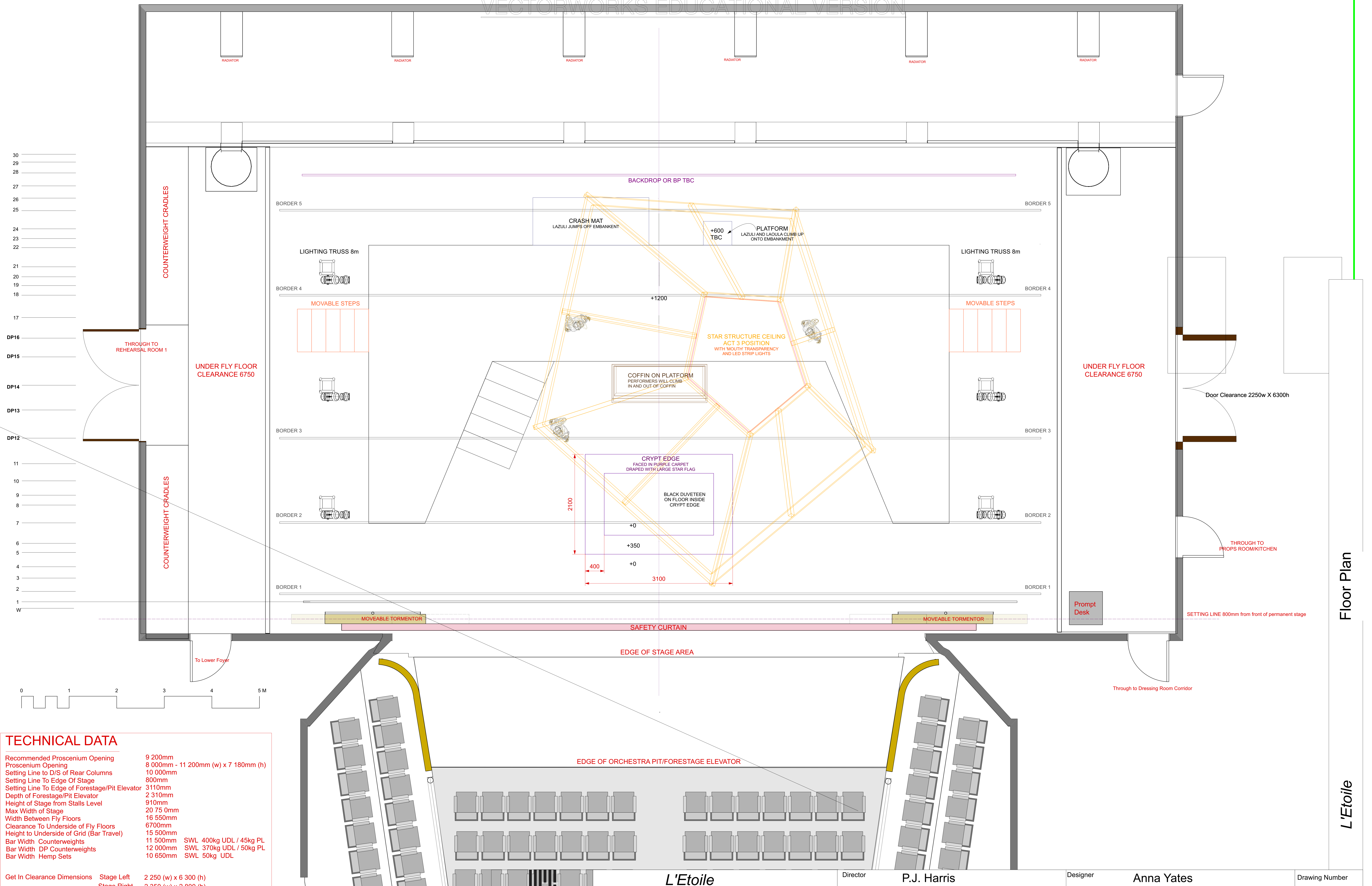


TECHNICAL DATA

Recommended Proscenium Opening	9 200mm
Proscenium Opening	8 000mm - 11 200mm (w) x 7 180mm (h)
Setting Line to D/S of Rear Columns	10 000mm
Setting Line To Edge Of Stage	800mm
Setting Line To Edge of Forestage/Pit Elevator	3 110mm
Depth of Forestage/Pit Elevator	2 310mm
Height of Stage from Stalls Level	910mm
Max Width of Stage	20 750mm
Width Between Fly Floors	16 550mm
Clearance To Underside of Fly Floors	6700mm
Height to Underside of Grid (Bar Travel)	15 500mm
Bar Width Counterweights	11 500mm SWL 400kg UDL / 45kg PL
Bar Width DP Counterweights	12 000mm SWL 370kg UDL / 50kg PL
Bar Width Hemp Sets	10 650mm SWL 50kg UDL

Get In Clearance Dimensions Stage Left 2 250 (w) x 6 300 (h)
 Stage Right 2 350 (w) x 2 800 (h)

Director	P.J. Harris	Designer	Anna Yates	Drawing Number
Stage Manager	Stage Manager	LX Design	Emma Jones	
TSM	TSM	Date	22 Oct 2022	1
Drawn By	Anna Yates	Scale	1:25@A0	



TECHNICAL DATA

Recommended Proscenium Opening	9 200mm
Proscenium Opening	8 000mm - 11 200mm (w) x 7 180mm (h)
Setting Line to D/S of Rear Columns	10 000mm
Setting Line To Edge Of Stage	800mm
Setting Line To Edge of Forestage/Pit Elevator	3110mm
Depth of Forestage/Pit Elevator	2 310mm
Height of Stage from Stalls Level	910mm
Max Width of Stage	20 750mm
Width Between Fly Floors	16 550mm
Clearance To Underside of Fly Floors	6700mm
Height to Underside of Grid (Bar Travel)	15 500mm
Bar Width Counterweights	11 500mm
Bar Width DP Counterweights	12 000mm
Bar Width Hemp Sets	10 650mm
	SWL 400kg UDL / 45kg PL
	SWL 370kg UDL / 50kg PL
	SWL 50kg UDL

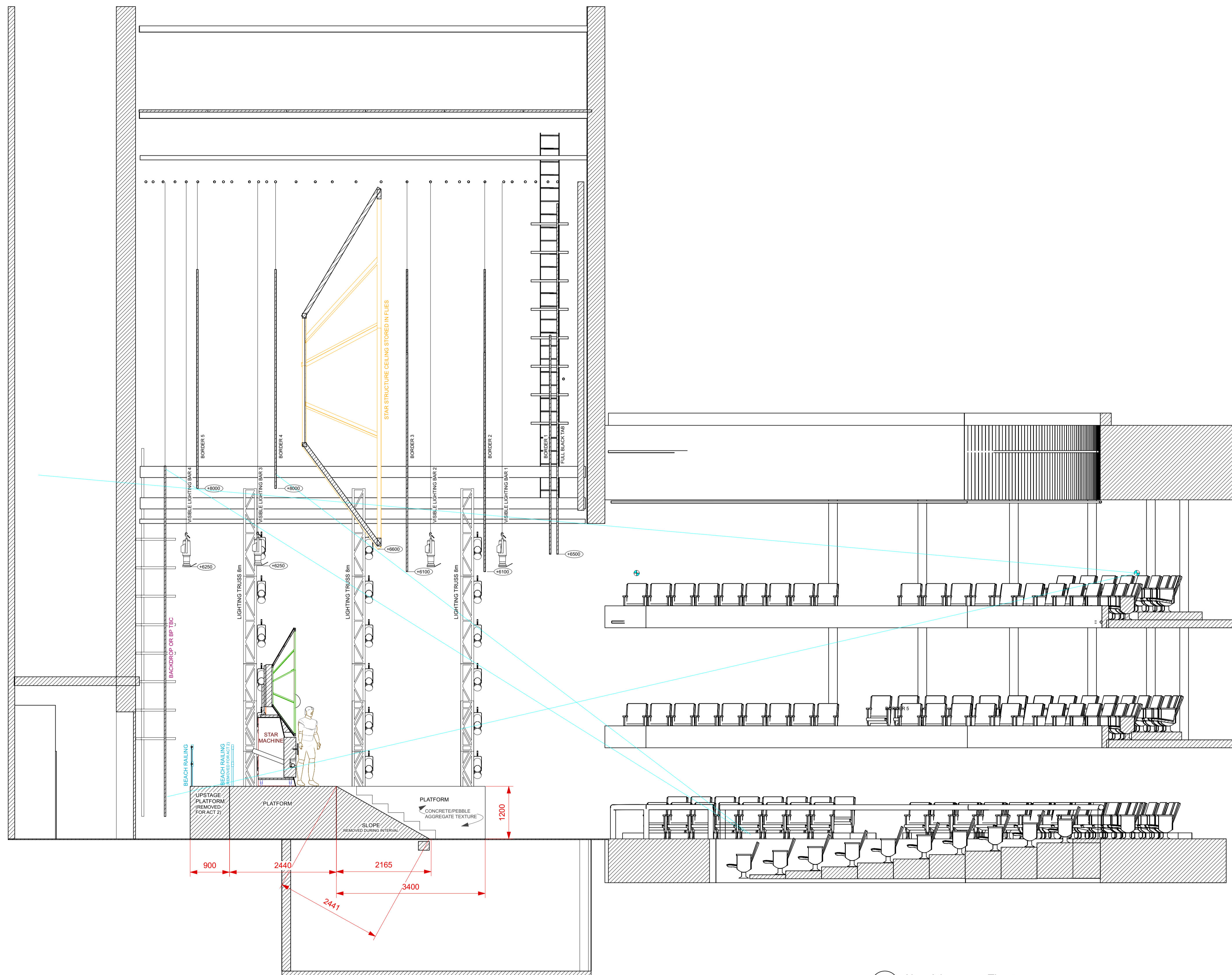
Get In Clearance Dimensions Stage Left 2 250 (w) x 6 300 (h)
 Stage Right 2 350 (w) x 2 800 (h)




L'Etoile
Floor Plan ACT 3

Director	P.J. Harris	Designer	Anna Yates	Drawing Number 1
Stage Manager	Stage Manager	LX Design	Emma Jones	
TSM	TSM	Date	22 Oct 2022	
Drawn By	Anna Yates	Scale	1:25@A0	

Floor Plan
L'Etoile



1 New Athenaeum Theatre
Section Scale: 1:50



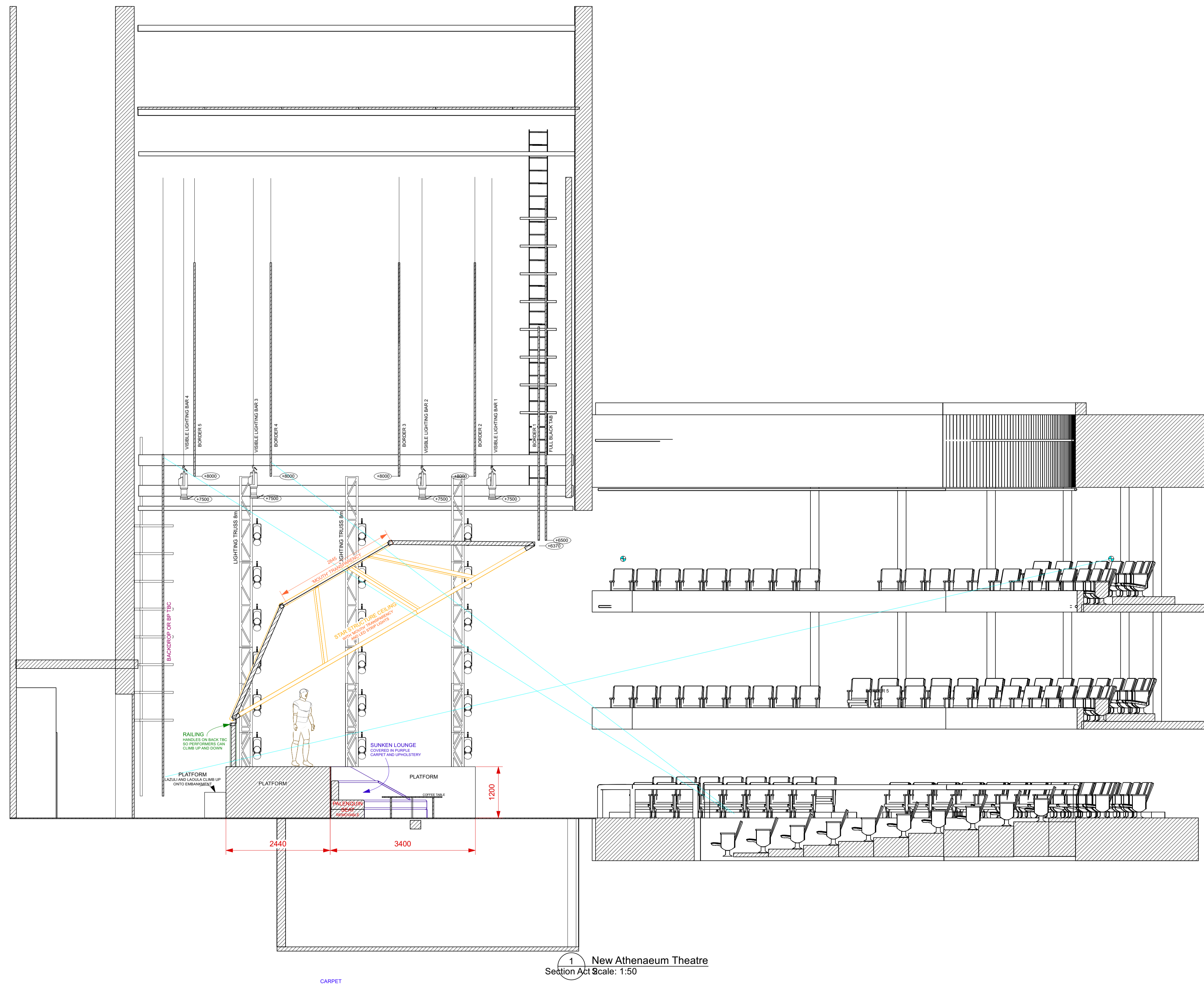
L'Etoile

Drawing SECTION ACT 1


Director	P.J. Harris	Designer	Anna Yates	Drawing Number 1
Stage Manager	Stage Manager	LX Design	Emma Jones	
TSM	TSM	Date	22 Oct 2022	
Drawn By	Anna Yates	Scale	1:50@A1	

Drawing

L'Etoile



1 New Athenaeum Theatre
Section Act Scale: 1:50



L'Etoile

Drawing SECTION ACT 2

Director P.J. Harris
Stage Manager Stage Manager
TSM TSM
Drawn By Anna Yates


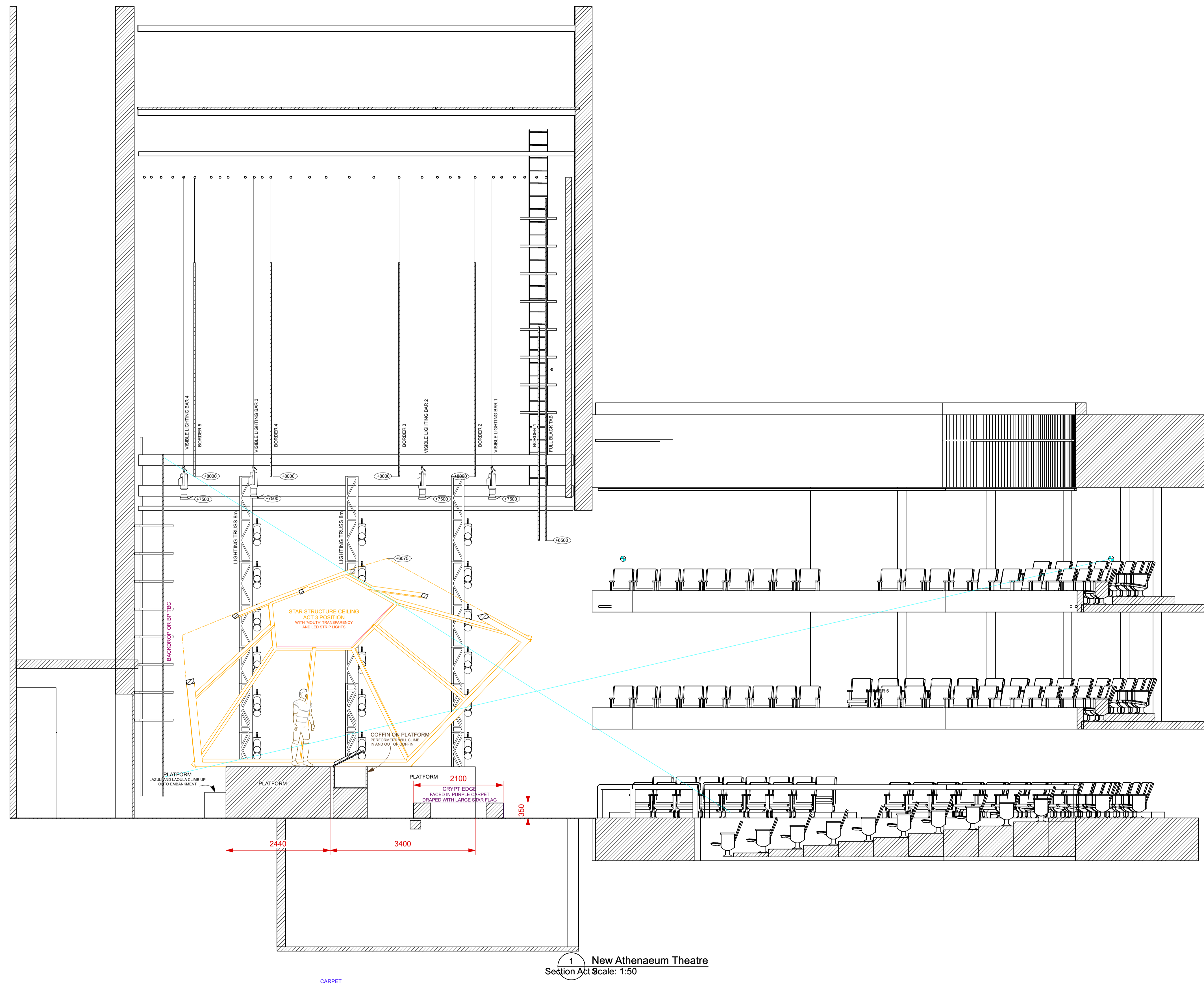
Designer Anna Yates
LX Design Emma Jones
Date 22 Oct 2022
Scale 1:50@A1

Drawing Number

1

Drawing

L'Etoile



Royal Conservatoire of Scotland

L'Etoile

Drawing SECTION ACT 3

Director P.J. Harris
 Stage Manager Stage Manager
 TSM TSM
 Drawn By Anna Yates

Designer Anna Yates
 LX Design Emma Jones
 Date 22 Oct 2022
 Scale 1:50@A1

Drawing Number

1

Drawing

L'Etoile