







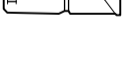


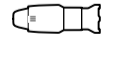
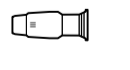
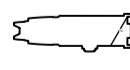







Symbol Key

-  Altman 5K Fresnel @ 5kw 1 / 1
-  Selecon Arena High Performance Fresnel @ 2kw 10 / 10
-  ETC Source4 Fresnel @ 750w 40 / 54
-  USITT PAR64-MFL @ 1kw 20 / 20
-  Selecon HUI Flood 1 @ 1kw 6 / 6
-  ETC Source4 LED2LS 36deg @ 171w 10 / 10
-  ETC Source4 LED2LS 26deg @ 171w 6 / 6
-  ETC Source4 LED2LS 25deg-50deg Zoom @ 171w 4 / 4
-  ETC Source4 S3 19deg @ 307w 13 / 20
-  ETC Source4 26deg @ 575w 14 / 20
-  ETC Source4 S3 36deg @ 307 w 10 / 10
-  ETC Source4 S3 70deg @ 307 w 6 / 6
-  ETC Source4 Zoom 15-30deg 750W @ 750w 10 / 10
-  ETC Source4 Zoom 25-50deg 750W @ 750w 6 / 6
-  Martin MAC Encore Performance WRM @ 596w 2 / 2
-  Martin MAC Encore Performance CLD @ 596w 4 / 4
-  Martin MAC TW1 @ 1.233kw 6 / 6
-  Martin RUSH PAR 2 RGBW Zoom @ 151w 15 / 15
-  Showtec Sunstrip Pro RGB @ 5 / 6

TECHNICAL DATA

Recommended Proscenium Opening	9 200mm
Proscenium Opening	8 000mm - 11 200mm (w) x 7 180mm (h)
Setting Line to D/S of Rear Columns	10 000mm
Setting Line to Edge of Stage	900mm
Setting Line to Edge of Forestage/Pit Elevator	2 310mm
Depth of Forestage/Pit Elevator	2 310mm
Height of Stage from Stalls Level	910mm
Max Width of Stage	20 750mm
Width Between Fly Floors	16 550mm
Clearance To Underside of Fly Floor	6 700mm
Height to Underside of Grid (Bar Tray)	6 400mm
Bar Width Counterweights	11 500mm SWL 400kg UDL / 45kg PL
Bar Width DP Counterweights	12 000mm SWL 370kg UDL / 50kg PL
Bar Width Hemp Sets	10 650mm SWL 50kg UDL

Get In Clearance Dimensions

Stage Left	2 250 (w) x 6 300 (h)
Stage Right	2 350 (w) x 2 800 (h)

Updates
April 2022
Optimal proscenium dimensions
9200mm (w) x 6200 (h)
FOH Sound Position Added
Steve MacLuskie 0141 270 8257
Simon Cook 0141 270 8108