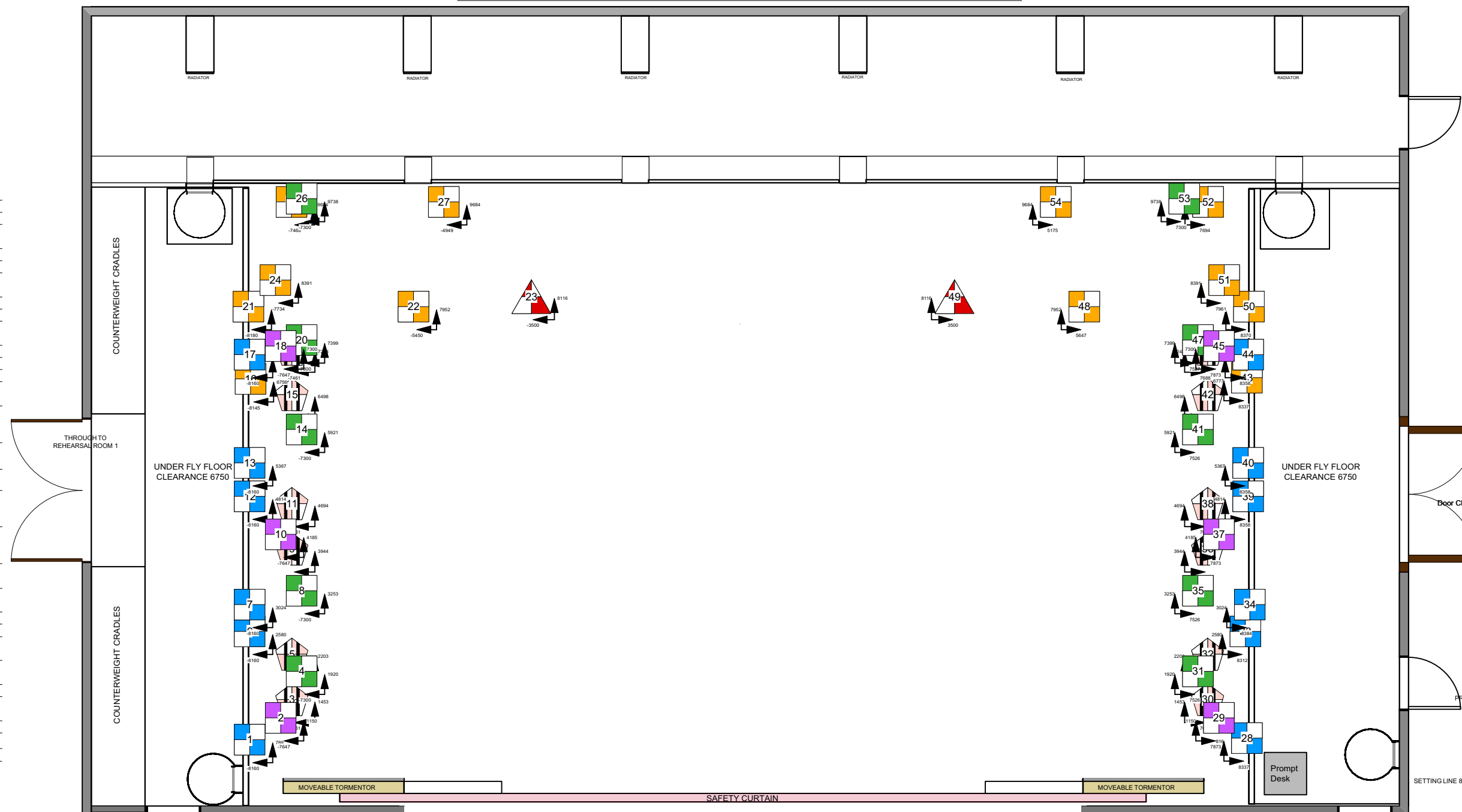


- 30
- 29
- 28
- 27
- 26
- 25
- 24
- 23
- 22
- 21
- 20
- 19
- 18
- 17
- DP16
- DP15
- DP14
- DP13
- DP12
- 11
- 10
- 9
- 8
- 7
- 6
- 5
- 4
- 3
- 2
- 1
- W



- Hoist Symbols Used**
- FOH Truss Safety
  - FOH Truss Motor
  - Half Block
  - Bar Pick Ups
  - Legs
  - Dog Legs
  - Splitting Set
  - LX Ladders

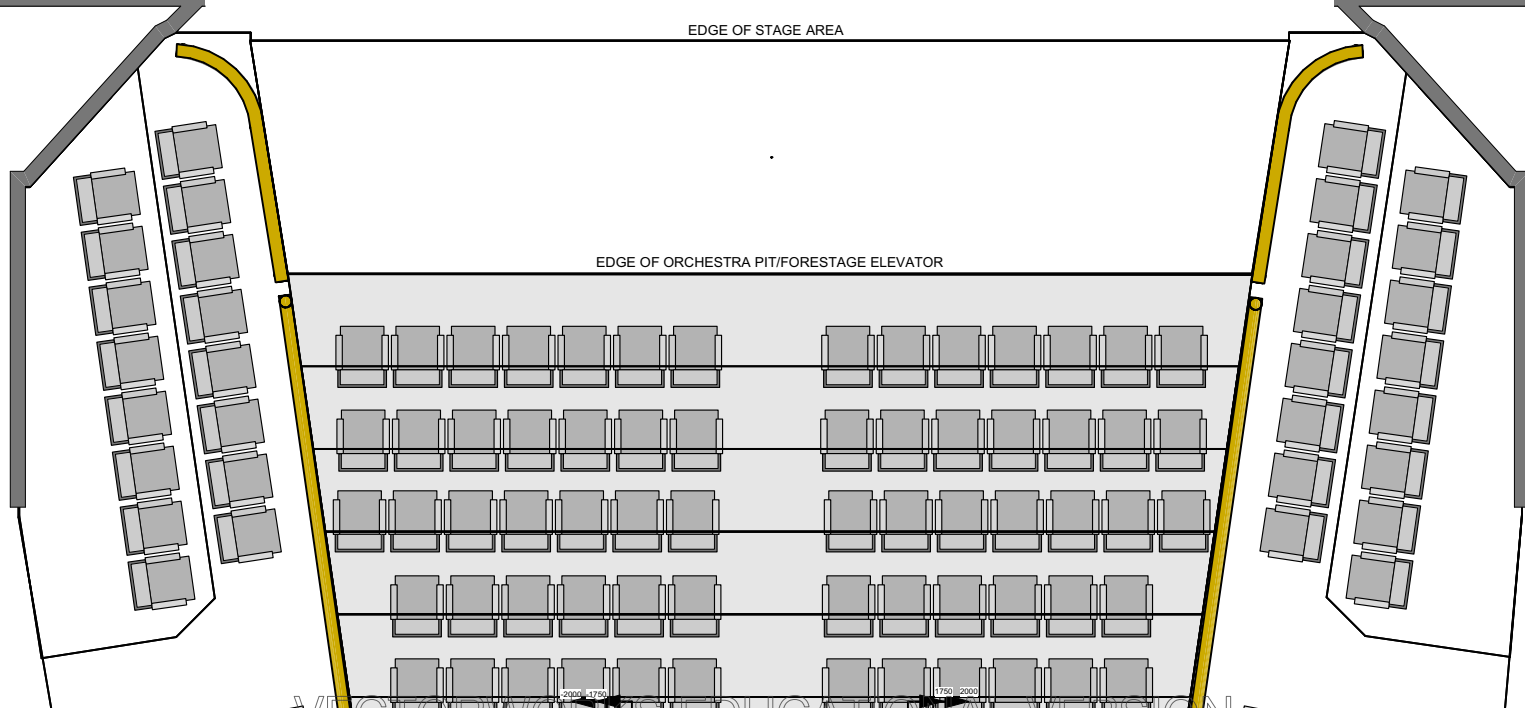


**TECHNICAL DATA**

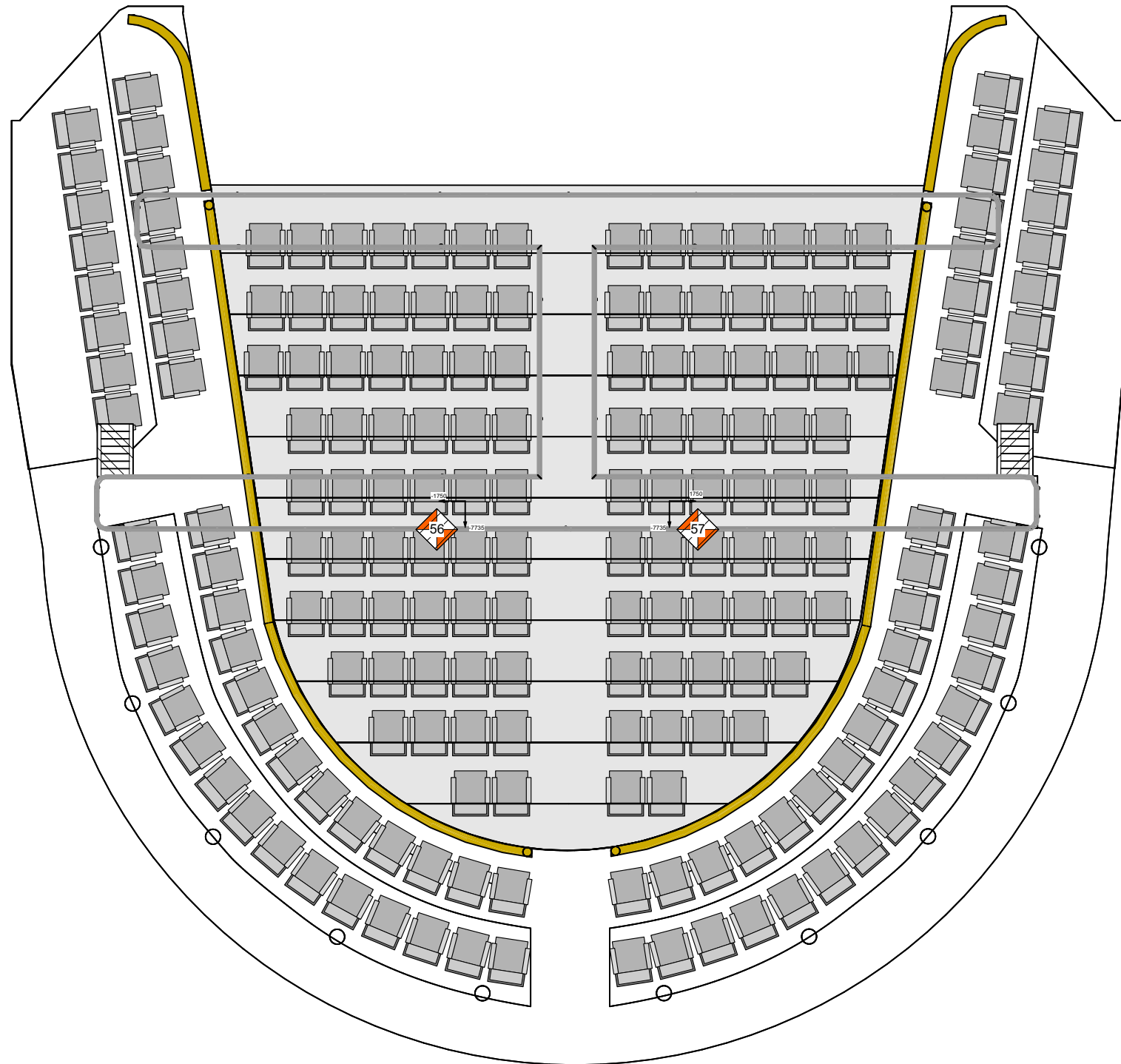
Proscenium Opening	8 000mm - 11 200mm (w) x 7 180mm (h)
Setting Line to D/S of Rear Columns	10 000mm
Setting Line To Edge Of Stage	800mm
Setting Line To Edge of Forestage/Pit Elevator	3110mm
Depth of Forestage/Pit Elevator	2 310mm
Height of Stage from Stalls Level	910mm
Max Width of Stage	20 75 0mm
Width Between Fly Floors	16 550mm
Clearance To Underside of Fly Floors	6700mm
Height to Underside of Grid (Bar Travel)	15 500mm
Bar Width Counter Weights	11 500mm SWL 400kg UDL / 45kg PL
Bar Width DP Counter Weights	12 000mm SWL 370kg UDL / 50kg PL
Bar Width Hemp Sets	10 650mm SWL 50kg UDL

Get In Clearance Dimensions	Stage Left	2 250 (w) x 6 300 (h)
	Stage Right	2 350 (w) x 2 800 (h)

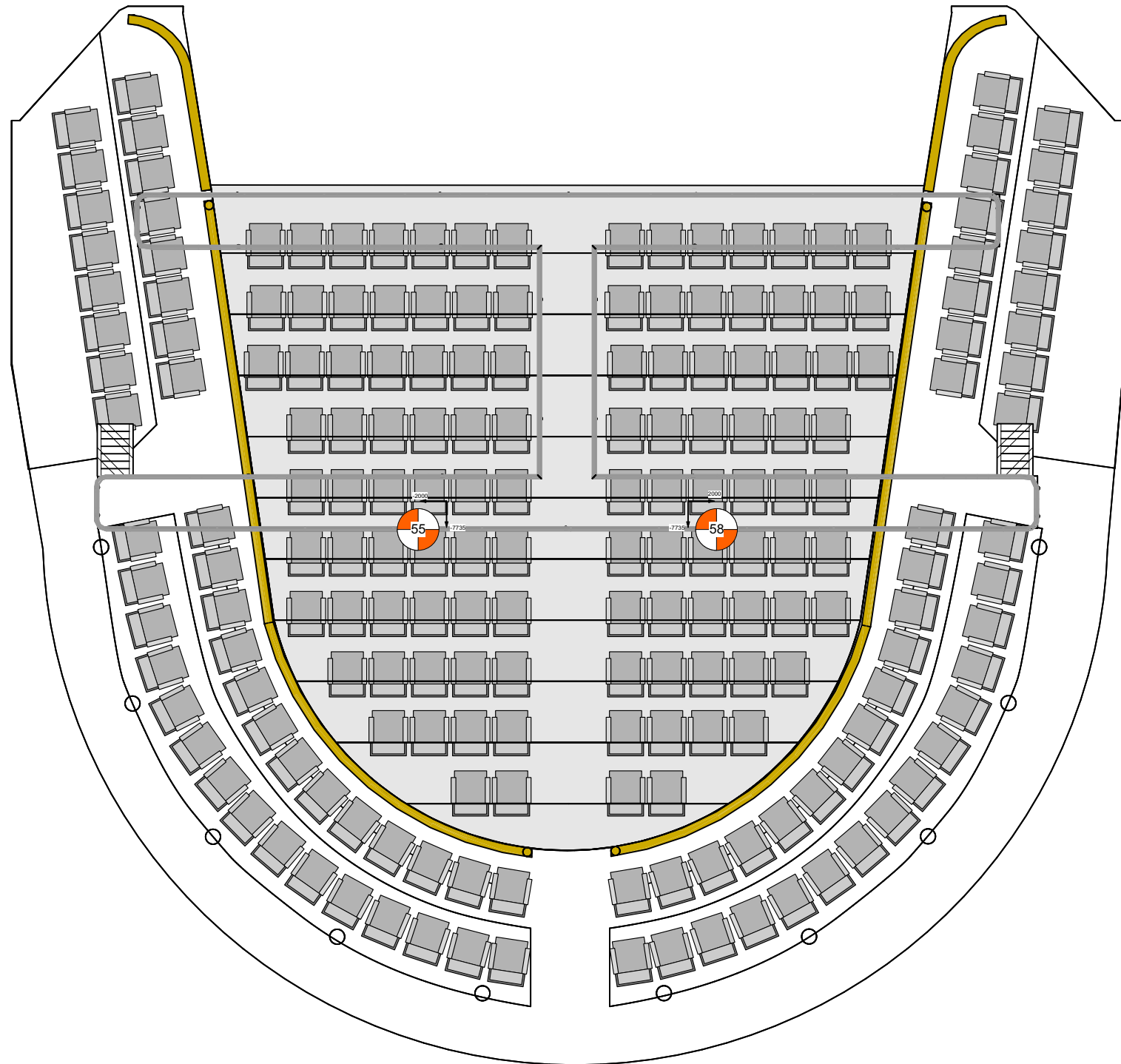


The Bacchae Points		
Drawing Number	Drawn By	Date
3	Kyle Jessimar	07/10/2020
CAD File Name		
1:75 @A3		



- Host Symbols Used
- FOH Truss Safety
  - FOH Truss Motor
  - Half Block
  - Bar Pick Ups
  - Legs
  - Dog Legs
  - Spilling Set
  - LX Ladders


Title The Bacchae FOH Safety Points		
Drawing Number 3	Drawn By Kyle Jessimar	Date 07/10/2020
CAD File Name 1:75 @A3		




- Point Symbols Used
- FOH Truss Safety
  - FOH Truss Motor
  - Half Block
  - Bar Pick Ups
  - Legs
  - Dog Legs
  - Spilling Set
  - LX Ladders

Title The Bacchae FOH Points		
Drawing Number 3	Drawn By Kyle Jessimar	Date 07/10/2020
CAD File Name 1:75 @A3		

30  
29  
28  
27  
26  
25  
24  
23  
22  
21  
20  
19  
18  
17  
DP16  
DP15  
DP14  
DP13  
DP12  
11  
10  
9  
8  
7  
6  
5  
4  
3  
2  
1  
W



- Hoist Symbols Used
- FDH Truss Safety
  - FDH Truss Motor
  - Half Black
  - Bar Pick Ups
  - Legs
  - Dip Legs
  - Splitting Set
  - LX Ladders

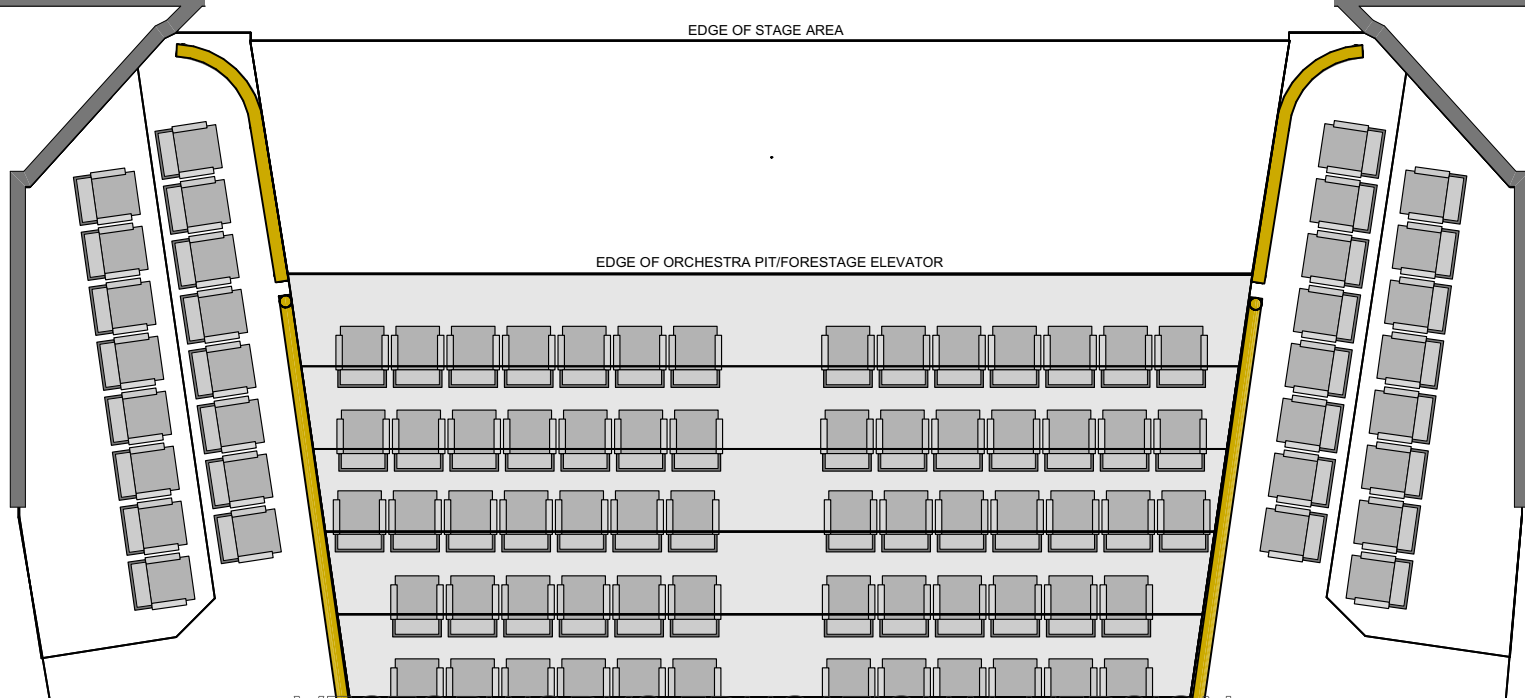


**TECHNICAL DATA**

Proscenium Opening	8 000mm - 11 200mm (w) x 7 180mm (h)
Setting Line to D/S of Rear Columns	10 000mm
Setting Line To Edge Of Stage	800mm
Setting Line To Edge of Forestage/Pit Elevator	3110mm
Depth of Forestage/Pit Elevator	2 310mm
Height of Stage from Stalls Level	910mm
Max Width of Stage	20 75 0mm
Width Between Fly Floors	16 550mm
Clearance To Underside of Fly Floors	6700mm
Height to Underside of Grid (Bar Travel)	15 500mm
Bar Width Counter Weights	11 500mm SWL 400kg UDL / 45kg PL
Bar Width DP Counter Weights	12 000mm SWL 370kg UDL / 50kg PL
Bar Width Hemp Sets	10 650mm SWL 50kg UDL

Get In Clearance Dimensions	Stage Left	2 250 (w) x 6 300 (h)
	Stage Right	2 350 (w) x 2 800 (h)



The Bacchae Half Black Points		
Drawing Number	Drawn By	Date
3	Kyle Jessimar	07/10/2020
CAD File Name		
1:75 @A3		

30  
29  
28  
27  
26  
25  
24  
23  
22  
21  
20  
19  
18  
17  
DP16  
DP15  
DP14  
DP13  
DP12  
11  
10  
9  
8  
7  
6  
5  
4  
3  
2  
1  
W



- Hoist Symbols Used
- FDH Truss Safety
  - FDH Truss Motor
  - Half Black
  - Bar Pick Ups
  - Legs
  - Dip Legs
  - Splitting Set
  - LX Ladders

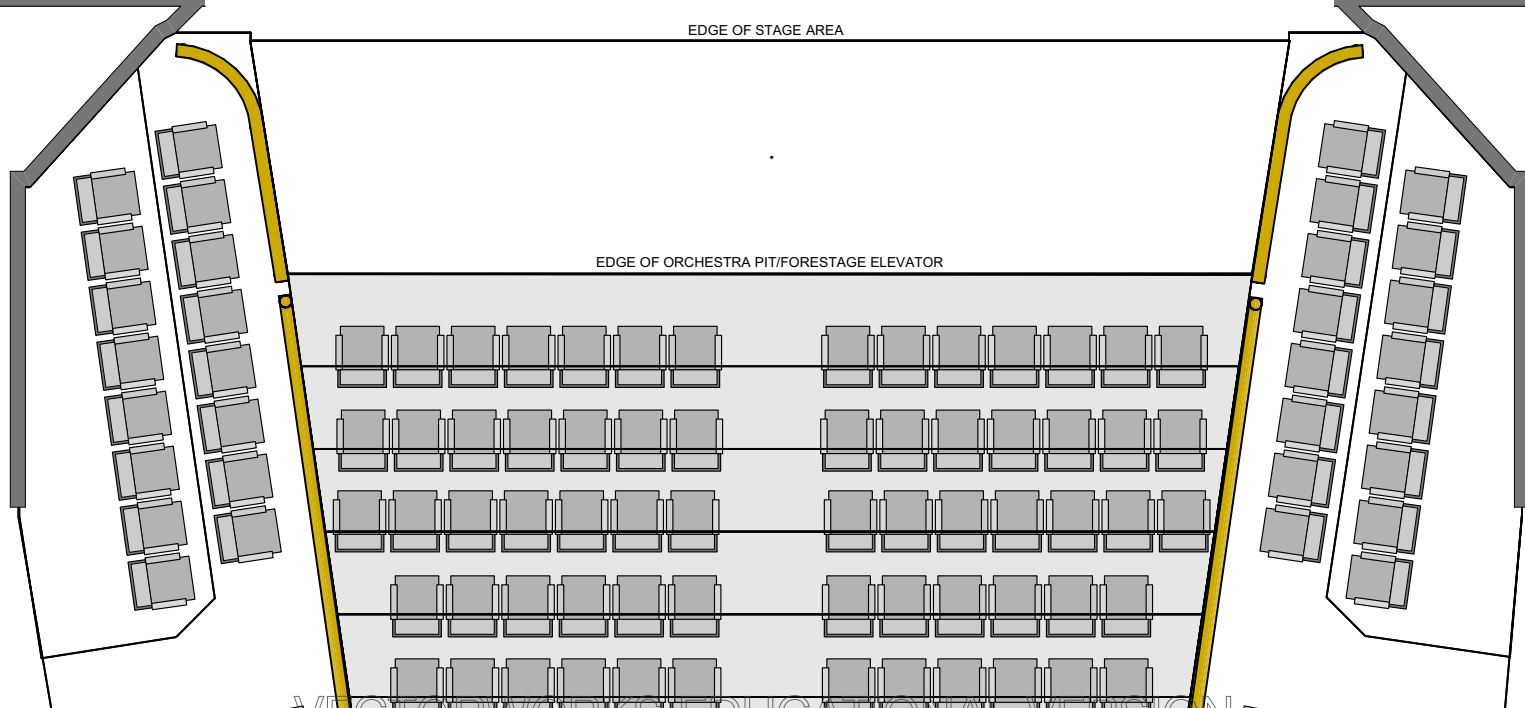


**TECHNICAL DATA**

Proscenium Opening	8 000mm - 11 200mm (w) x 7 180mm (h)
Setting Line to D/S of Rear Columns	10 000mm
Setting Line To Edge Of Stage	800mm
Setting Line To Edge of Forestage/Pit Elevator	3110mm
Depth of Forestage/Pit Elevator	2 310mm
Height of Stage from Stalls Level	910mm
Max Width of Stage	20 75 0mm
Width Between Fly Floors	16 550mm
Clearance To Underside of Fly Floors	6700mm
Height to Underside of Grid (Bar Travel)	15 500mm
Bar Width Counter Weights	11 500mm SWL 400kg UDL / 45kg PL
Bar Width DP Counter Weights	12 000mm SWL 370kg UDL / 50kg PL
Bar Width Hemp Sets	10 650mm SWL 50kg UDL

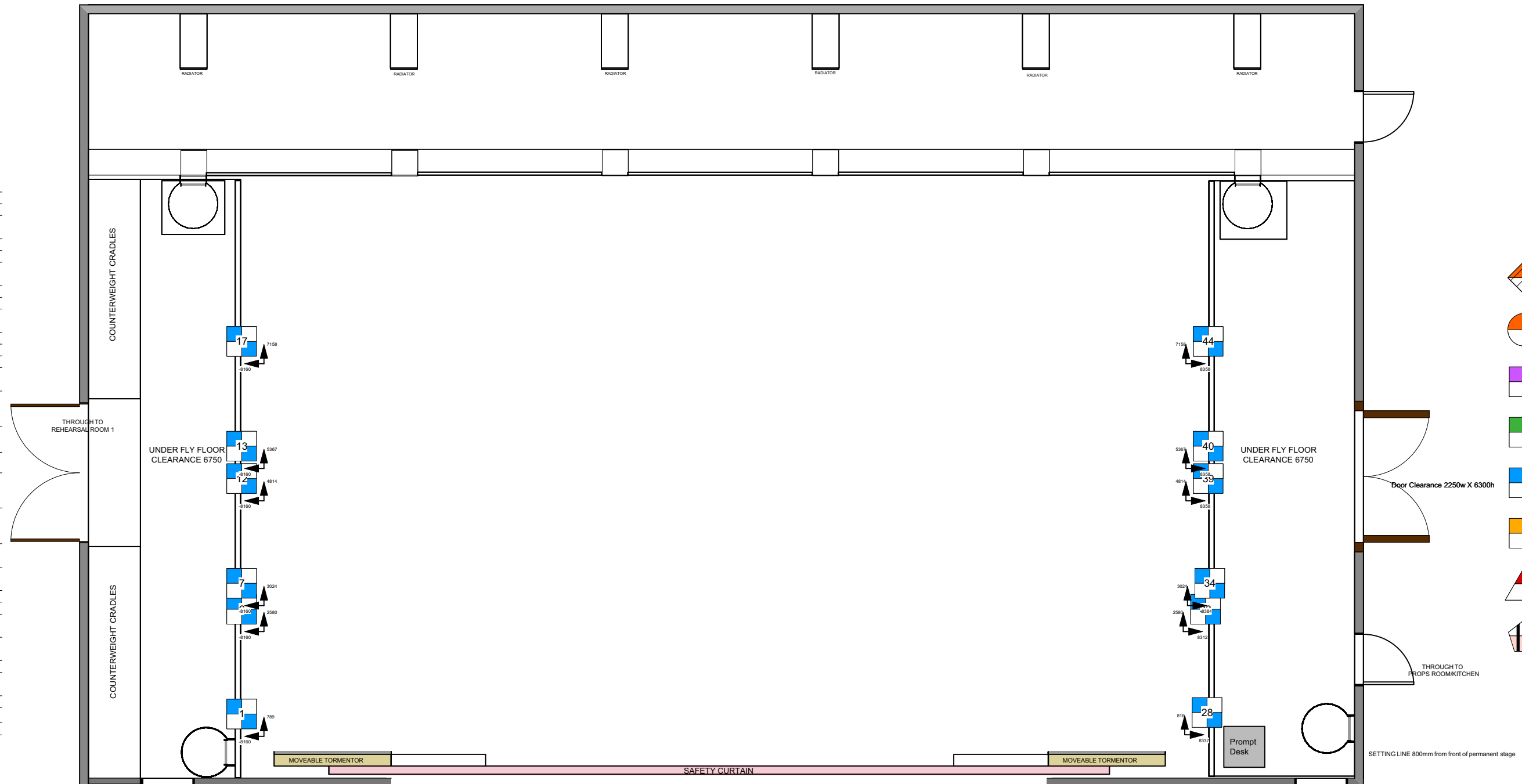
  

Get In Clearance Dimensions	Stage Left	2 250 (w) x 6 300 (h)
	Stage Right	2 350 (w) x 2 800 (h)




Title The Bacchae CW Bar Pick up Points		
Drawing Number 3	Drawn By Kyle Jessimar	Date 07/10/2020
CAD File Name 1:75 @A3		

30  
29  
28  
27  
26  
25  
24  
23  
22  
21  
20  
19  
18  
17  
DP16  
DP15  
DP14  
DP13  
DP12  
11  
10  
9  
8  
7  
6  
5  
4  
3  
2  
1  
W

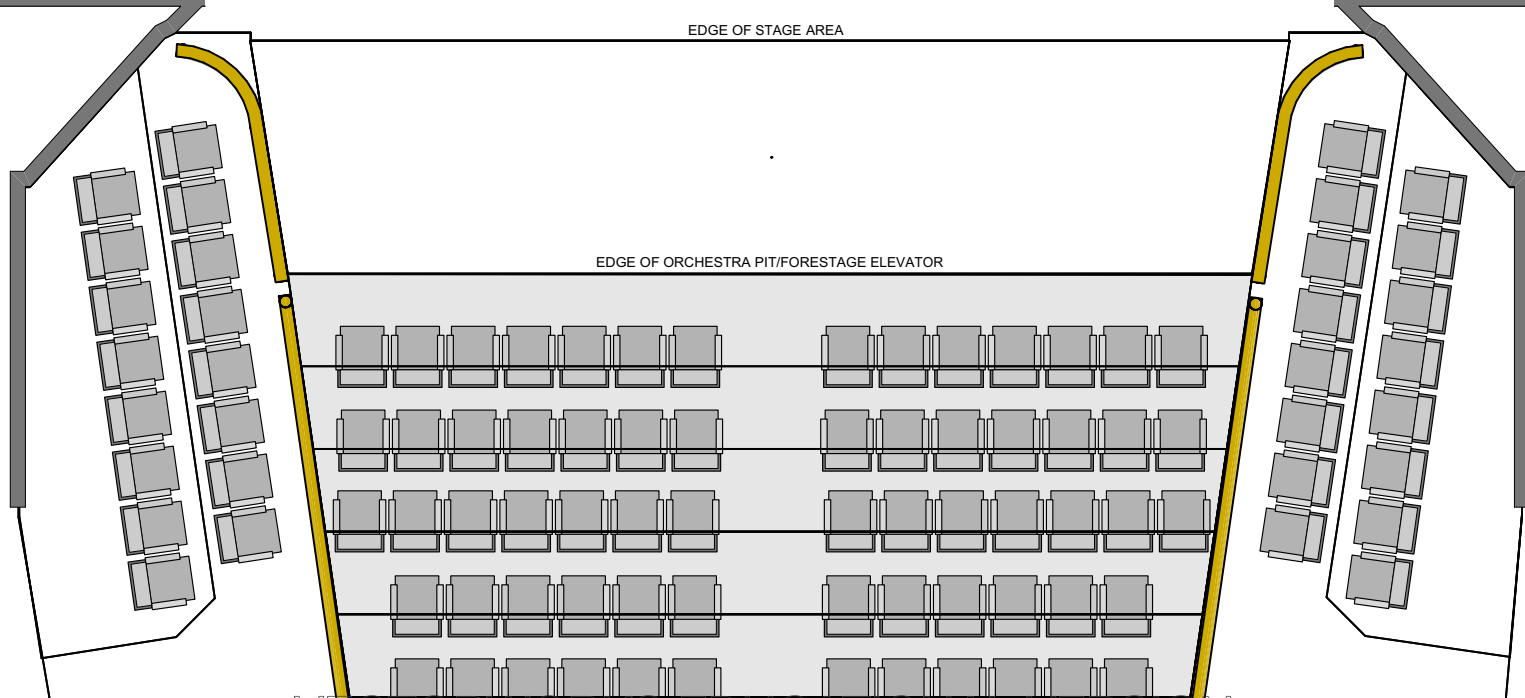


Hoist Symbols Used

- FDH Truss Safety
- FDH Truss Motor
- Half Black
- Bar Pick Ups
- Legs
- Dip Legs
- Splitting Set
- LX Ladders

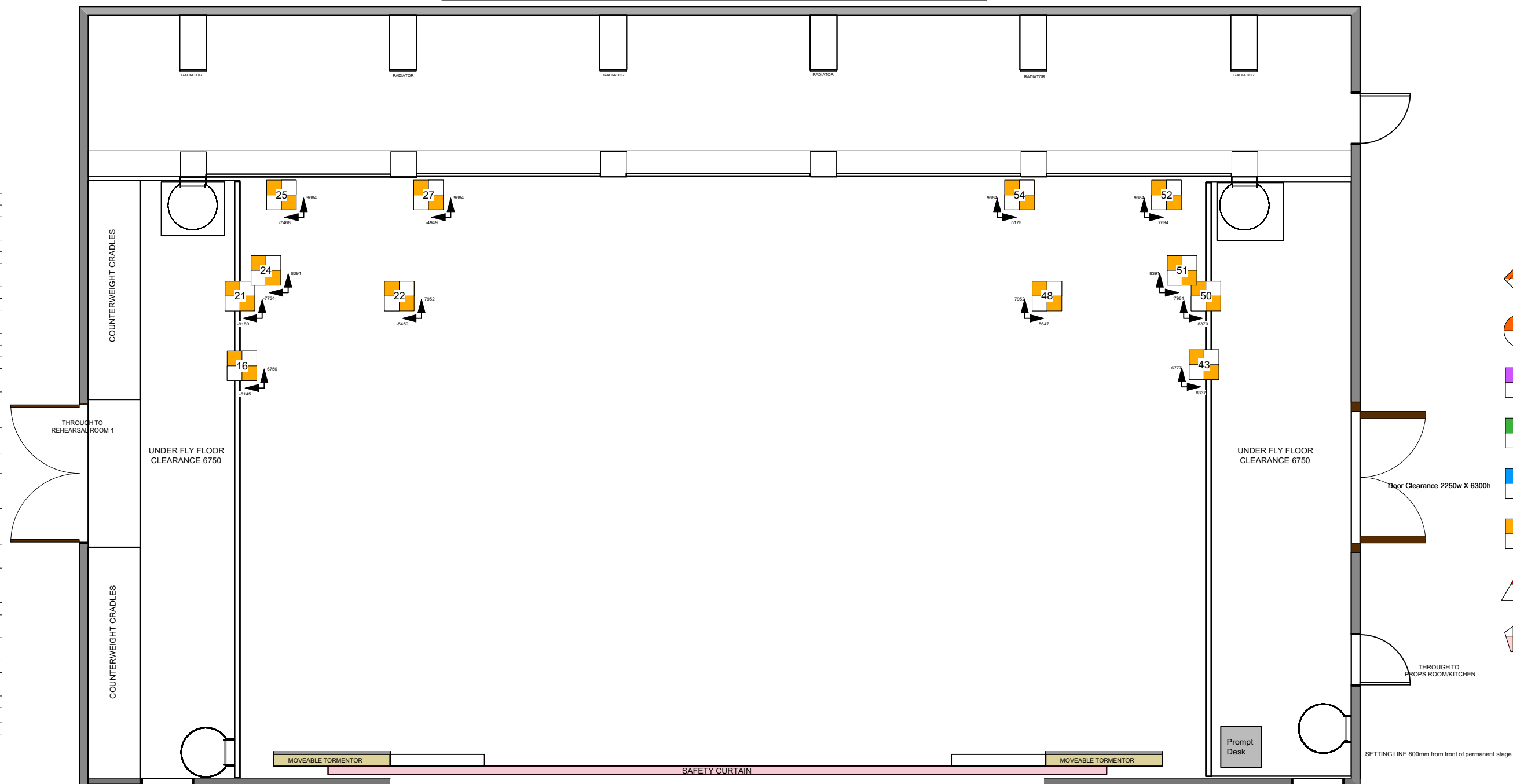


TECHNICAL DATA	
Proscenium Opening	8 000mm - 11 200mm (w) x 7 180mm (h)
Setting Line to D/S of Rear Columns	10 000mm
Setting Line To Edge Of Stage	800mm
Setting Line To Edge of Forestage/Pit Elevator	3110mm
Depth of Forestage/Pit Elevator	2 310mm
Height of Stage from Stalls Level	910mm
Max Width of Stage	20 75 0mm
Width Between Fly Floors	16 550mm
Clearance To Underside of Fly Floors	6700mm
Height to Underside of Grid (Bar Travel)	15 500mm
Bar Width Counter Weights	11 500mm SWL 400kg UDL / 45kg PL
Bar Width DP Counter Weights	12 000mm SWL 370kg UDL / 50kg PL
Bar Width Hemp Sets	10 650mm SWL 50kg UDL
Get In Clearance Dimensions	
Stage Left	2 250 (w) x 6 300 (h)
Stage Right	2 350 (w) x 2 800 (h)




The Bacchae Leg Points		
Drawing Number	Drawn By	Date
3	Kyle Jessimar	07/10/2020
CAD File Name		
1:75 @A3		

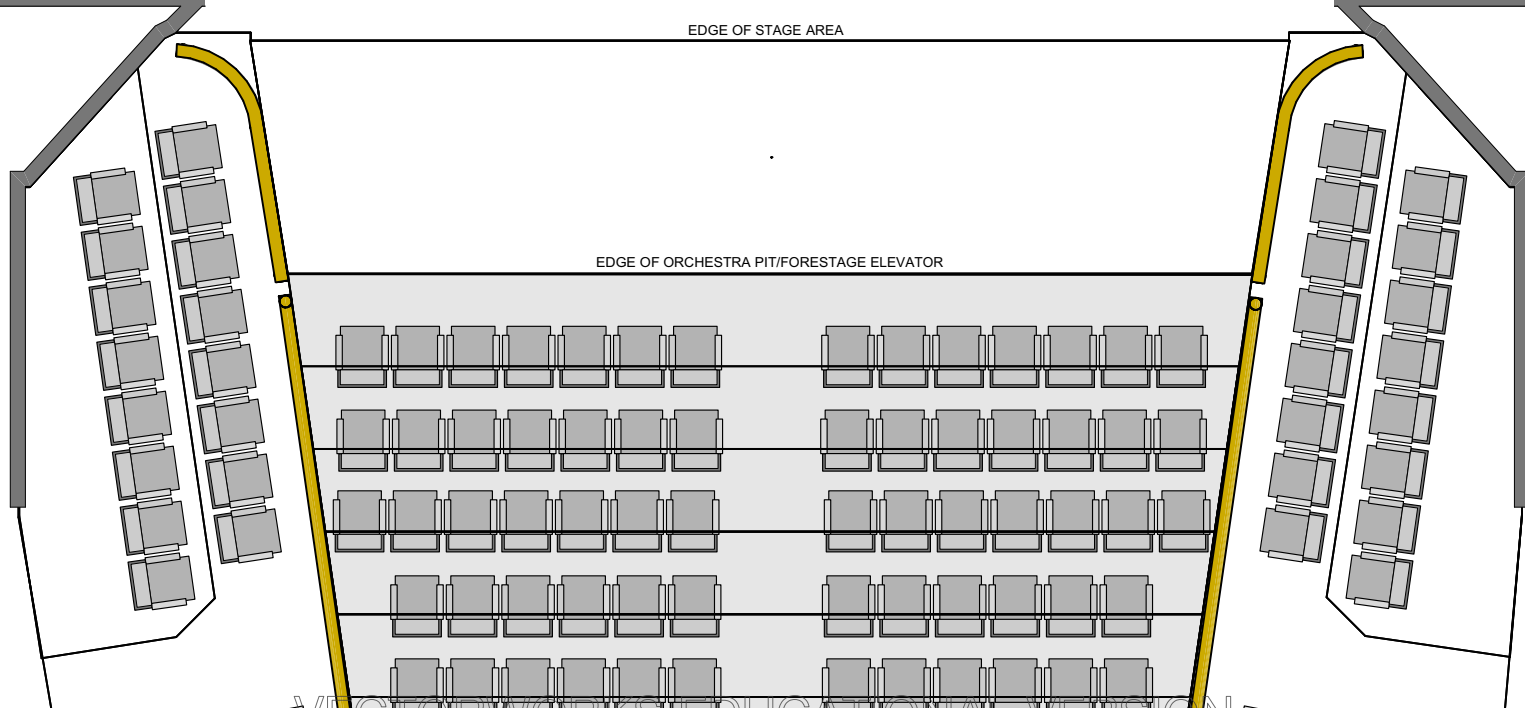
- 30
- 29
- 28
- 27
- 26
- 25
- 24
- 23
- 22
- 21
- 20
- 19
- 18
- 17
- DP16
- DP15
- DP14
- DP13
- DP12
- 11
- 10
- 9
- 8
- 7
- 6
- 5
- 4
- 3
- 2
- 1
- W



- Notes Symbols Used
- FDH Truss Safety
  - FDH Truss Motor
  - Half Black
  - Bar Pick Ups
  - Legs
  - Dog Legs
  - Splitting Set
  - LX Ladders

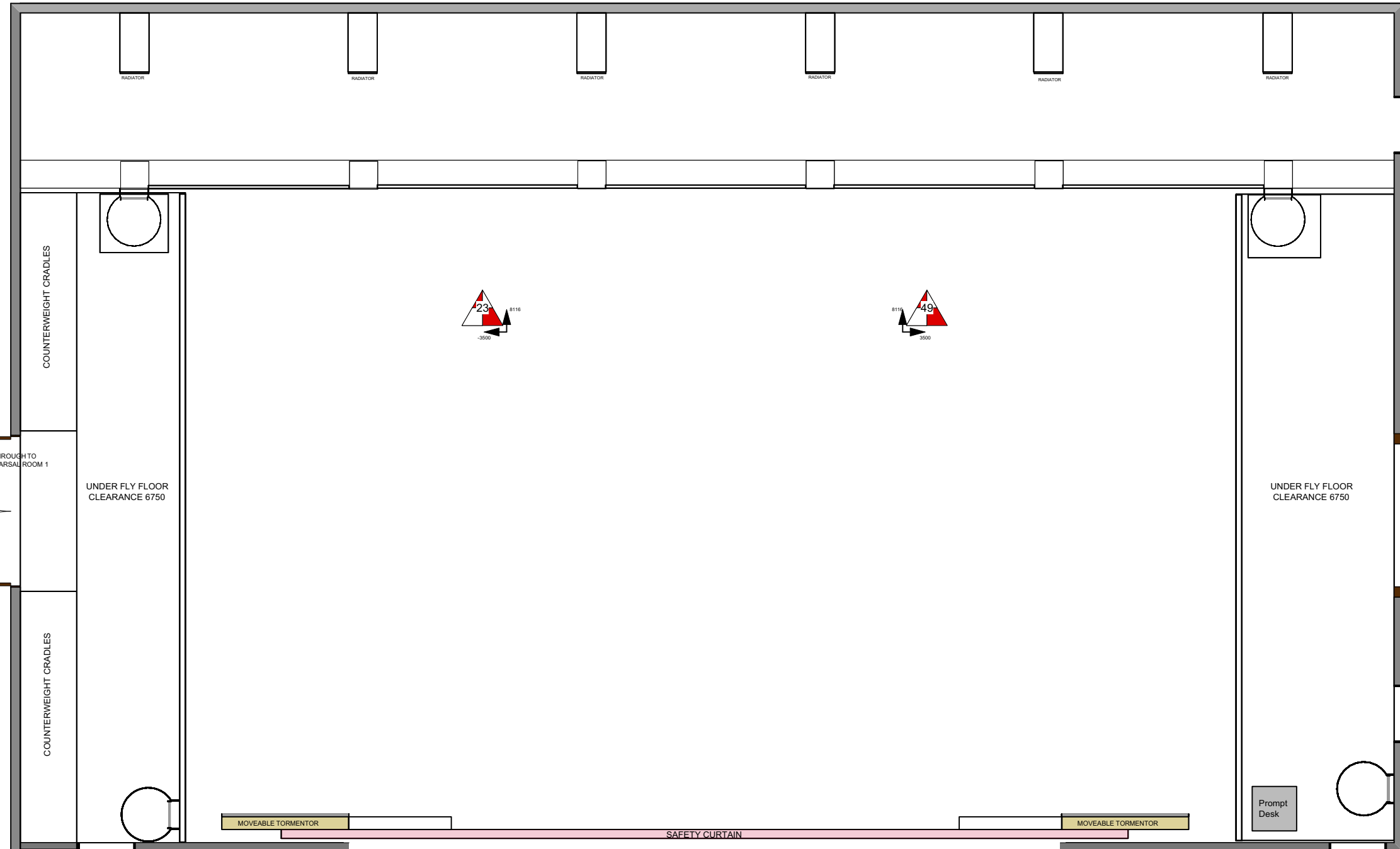


TECHNICAL DATA	
Proscenium Opening	8 000mm - 11 200mm (w) x 7 180mm (h)
Setting Line to D/S of Rear Columns	10 000mm
Setting Line To Edge Of Stage	800mm
Setting Line To Edge of Forestage/Pit Elevator	3110mm
Depth of Forestage/Pit Elevator	2 310mm
Height of Stage from Stalls Level	910mm
Max Width of Stage	20 75 0mm
Width Between Fly Floors	16 550mm
Clearance To Underside of Fly Floors	6700mm
Height to Underside of Grid (Bar Travel)	15 500mm
Bar Width Counter Weights	11 500mm SWL 400kg UDL / 45kg PL
Bar Width DP Counter Weights	12 000mm SWL 370kg UDL / 50kg PL
Bar Width Hemp Sets	10 650mm SWL 50kg UDL
Get In Clearance Dimensions	
Stage Left	2 250 (w) x 6 300 (h)
Stage Right	2 350 (w) x 2 800 (h)




The Bacchae Dog Leg Points		
Drawing Number	Drawn By	Date
3	Kyle Jessimar	07/10/2020
CAD File Name		
1:75 @A3		

30  
29  
28  
27  
26  
25  
24  
23  
22  
21  
20  
19  
18  
17  
DP16  
DP15  
DP14  
DP13  
DP12  
11  
10  
9  
8  
7  
6  
5  
4  
3  
2  
1  
W

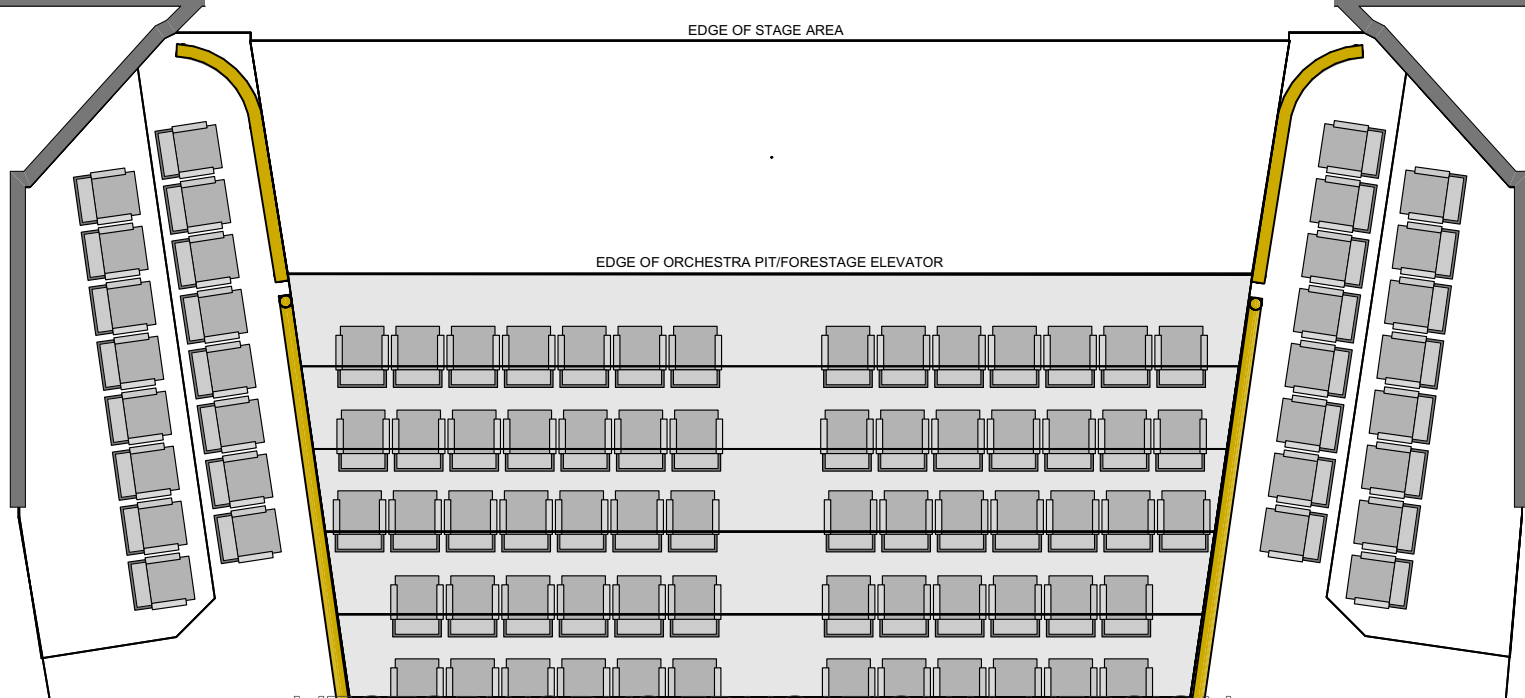


Host Symbols Used

- FDH Truss Safety
- FDH Truss Motor
- Half Black
- Bar Pick Ups
- Legs
- Dip Legs
- Splitting Set
- LX Ladders




TECHNICAL DATA	
Proscenium Opening	8 000mm - 11 200mm (w) x 7 180mm (h)
Setting Line to D/S of Rear Columns	10 000mm
Setting Line To Edge Of Stage	800mm
Setting Line To Edge of Forestage/Pit Elevator	3110mm
Depth of Forestage/Pit Elevator	2 310mm
Height of Stage from Stalls Level	910mm
Max Width of Stage	20 75 0mm
Width Between Fly Floors	16 550mm
Clearance To Underside of Fly Floors	6700mm
Height to Underside of Grid (Bar Travel)	15 500mm
Bar Width Counter Weights	11 500mm SWL 400kg UDL / 45kg PL
Bar Width DP Counter Weights	12 000mm SWL 370kg UDL / 50kg PL
Bar Width Hemp Sets	10 650mm SWL 50kg UDL
Get In Clearance Dimensions	
Stage Left	2 250 (w) x 6 300 (h)
Stage Right	2 350 (w) x 2 800 (h)




The Bacchae Splitting Set Points		
Drawing Number	Drawn By	Date
3	Kyle Jessimar	07/10/2020
CAD File Name		
1:75 @A3		



30  
29  
28  
27  
26  
25  
24  
23  
22  
21  
20  
19  
18  
17  
DP16  
DP15  
DP14  
DP13  
DP12  
11  
10  
9  
8  
7  
6  
5  
4  
3  
2  
1  
W



- Notes Symbols Used**
- FDH Truss Safety
  - FDH Truss Motor
  - Half Black
  - Bar Pick Ups
  - Legs
  - Dip Legs
  - Splitting Set
  - LX Ladders



**TECHNICAL DATA**

Proscenium Opening	8 000mm - 11 200mm (w) x 7 180mm (h)
Setting Line to D/S of Rear Columns	10 000mm
Setting Line To Edge Of Stage	800mm
Setting Line To Edge of Forestage/Pit Elevator	3110mm
Depth of Forestage/Pit Elevator	2 310mm
Height of Stage from Stalls Level	910mm
Max Width of Stage	20 75 0mm
Width Between Fly Floors	16 550mm
Clearance To Underside of Fly Floors	6700mm
Height to Underside of Grid (Bar Travel)	15 500mm
Bar Width Counter Weights	11 500mm SWL 400kg UDL / 45kg PL
Bar Width DP Counter Weights	12 000mm SWL 370kg UDL / 50kg PL
Bar Width Hemp Sets	10 650mm SWL 50kg UDL

Get In Clearance Dimensions	Stage Left	2 250 (w) x 6 300 (h)
	Stage Right	2 350 (w) x 2 800 (h)

The Bacchae LX Ladders Points		
Drawing Number	Drawn By	Date
3	Kyle Jessimar	07/10/2020
CAD File Name		
1:75 @A3		