

# THE ANGRY BRIGADE

## The Angry Brigade 2018 - The Citizens Theatre

Director -  
 Designer -  
 Lighting Designer -  
 Sound Designer -

Debbie Hannan  
 Kirsty Currie  
 Craig Stevenson  
 Allan Hamilton








<u>Channel</u>	<u>Fixture</u>	<u>Position</u>	<u>Colour</u>	<u>Purpose</u>	<u>Focus Notes</u>	<u>Notes</u>
1	Fresnel	USR	L525	Top Wash	@ USR, Focus In at Ankles, Focus Out Full, Barn door to edge of Floor	
2	Fresnel	USL	L525	Top Wash	@ USL, Focus In at Ankles, Focus Out Full, Barn door to edge of Floor	
3	Fresnel	CSR	L525	Top Wash	@ CSR, Focus In at Ankles, Focus Out Full, Barn door to edge of Floor	
4	Fresnel	CSL	L525	Top Wash	@ CSL, Focus In at Ankles, Focus Out Full, Barn door to edge of Floor	
5	Fresnel	CSC	L525	Top Wash	@ DSR, Focus In at Ankles, Focus Out Full, Barn door to edge of Floor	
6	Fresnel	CSC	L525	Top Wash	@ DSL, Focus In at Ankles, Focus Out Full, Barn door to edge of Floor	
7	Fresnel	DSR	L525	Top Wash	@ DSR, Focus In at Ankles, Focus Out Full, Barn door to edge of Floor	
8	Fresnel	DSL	L525	Top Wash	@ DSL, Focus In at Ankles, Focus Out Full, Barn door to edge of Floor	
10	Fresnel	USL	O/W	Side Platform	@ US Platform SR, Focus in at Ankles, Pull out focus until Height, Barn door off Material	
11	S4 50	DSR	O/W	US Front Light	@USL, Focus Tight on Torso, Shutter off height and audience. Frost	
12	Fresnel	DSC	O/W	Front Light	@DSL, Pull out focus until body height is covered. Barndoor off Audience.	
13	Fresnel	DSC	O/W	Front Light	@DSR, Pull out focus until body height is covered. Barndoor off Audience.	
14	S4 50	DSL	O/W	US Front Light	@USR, Focus Tight on Torso, Shutter off Height and Audience. Frost.	
15	Fresnel	CSR	L007	Frame/ Platform Light	Hotspot SL, Focus out and barndoor to fit Frame	
16	Fresnel	CSL	L007	Frame/ Platform Light	Hotspot SR, Focus out and barndoor to fit Frame	
17	S4 50	DSC	#257	DS Entrance	@ DS Entrance, Focus Sharp and Shutter off Audience. Frost	
18	S4 50	CSC	#257	CS Circle	@ CS, Wide Circle, Focus Sharp and Frost.	
19	S4 50	CSC	#257	USC Cabinet	@ USC, Focus Sharp and Shutter to table. Frost.	
20	S4 50	USC	#257	Toilet Act 2	@ CSR, Focus Sharp and Shutter to Toilet. Frost.	
50	Briteq Power Pixel 8	US	RGB	Platform Colour	Even wash along back Platform. Do not wash material too much. Transparency needed.	
51	Briteq Power Pixel 8	US	RGB	Platform Colour	Even wash along back Platform. Do not wash material too much. Transparency needed.	
101	Fresnel	USR	L202	Side Light	@USR, Focus in on Waist, Pull out until height is achieved, Barndoor off audience.	
102	Fresnel	CSR	L202	Side Light	@USL, Focus in on Waist, Pull out until height is achieved, Barndoor off audience.	
103	Fresnel	DSR	L202	Side Light	@USR, Focus in on Waist, Pull out until height is achieved, Barndoor off audience.	
104	Fresnel	USR	L202	Side Light	@USL, Focus in on Waist, Pull out until height is achieved, Barndoor off audience.	
105	Fresnel	CSR	L202	Side Light	@MSR, Focus in on Waist, Pull out until height is achieved, Barndoor off audience.	
106	Fresnel	DSR	L202	Side Light	@MSL, Focus in on Waist, Pull out until height is achieved, Barndoor off audience.	
107	Fresnel	USL	L202	Side Light	@MSR, Focus in on Waist, Pull out until height is achieved, Barndoor off audience.	
108	Fresnel	CSL	L202	Side Light	@MSL, Focus in on Waist, Pull out until height is achieved, Barndoor off audience.	

*C. Stevenson*

109	Fresnel	DSL	L202	Side Light	@DSR, Focus in on Waist, Pull out until height is achieved, Barndoor off audience.
110	Fresnel	USL	L202	Side Light	@DSL, Focus in on Waist, Pull out until height is achieved, Barndoor off audience.
111	Fresnel	CSL	L202	Side Light	@DSR, Focus in on Waist, Pull out until height is achieved, Barndoor off audience.
112	Fresnel	DSL	L202	Side Light	@DSL, Focus in on Waist, Pull out until height is achieved, Barndoor off audience.
201	Fresnel	USR	L007	Side Light	@USR, Focus in on Waist, Pull out until height is achieved, Barndoor off audience.
202	Fresnel	CSR	L007	Side Light	@USL, Focus in on Waist, Pull out until height is achieved, Barndoor off audience.
203	Fresnel	DSR	L007	Side Light	@USR, Focus in on Waist, Pull out until height is achieved, Barndoor off audience.
204	Fresnel	USR	L007	Side Light	@USL, Focus in on Waist, Pull out until height is achieved, Barndoor off audience.
205	Fresnel	CSR	L007	Side Light	@MSR, Focus in on Waist, Pull out until height is achieved, Barndoor off audience.
206	Fresnel	DSR	L007	Side Light	@MSL, Focus in on Waist, Pull out until height is achieved, Barndoor off audience.
207	Fresnel	USL	L007	Side Light	@MSR, Focus in on Waist, Pull out until height is achieved, Barndoor off audience.
208	Fresnel	CSL	L007	Side Light	@MSL, Focus in on Waist, Pull out until height is achieved, Barndoor off audience.
209	Fresnel	DSR	L007	Side Light	@DSR, Focus in on Waist, Pull out until height is achieved, Barndoor off audience.
210	Fresnel	USL	L007	Side Light	@DSL, Focus in on Waist, Pull out until height is achieved, Barndoor off audience.
211	Fresnel	CSL	L007	Side Light	@DSR, Focus in on Waist, Pull out until height is achieved, Barndoor off audience.
212	Fresnel	DSL	L007	Side Light	@DSL, Focus in on Waist, Pull out until height is achieved, Barndoor off audience.
300	PC	O/W		House Lights	Down light over audience

<u>Group</u>	<u>Contents</u>	<u>Channels</u>
1	Cold SL	101+102+105+106+109+110
2	Warm SSL	201+202+205+206+209+210
3	Cold SR	103+104+107+108+111+112
4	Warm SR	203+204+207+208+211+212
5	Front Light	11 thru 14
6	Top Wash	1 thru 8
7		
8		
9		
10		

<u>Colour</u>	<u>Fixture</u>	<u>Quantity</u>	
L007	Fresnel	14	
L202	Fresnel	12	
L525	Fresnel	8	
O/W	Fresnel	6	
#257	S4	4	

*C. Stevenson*