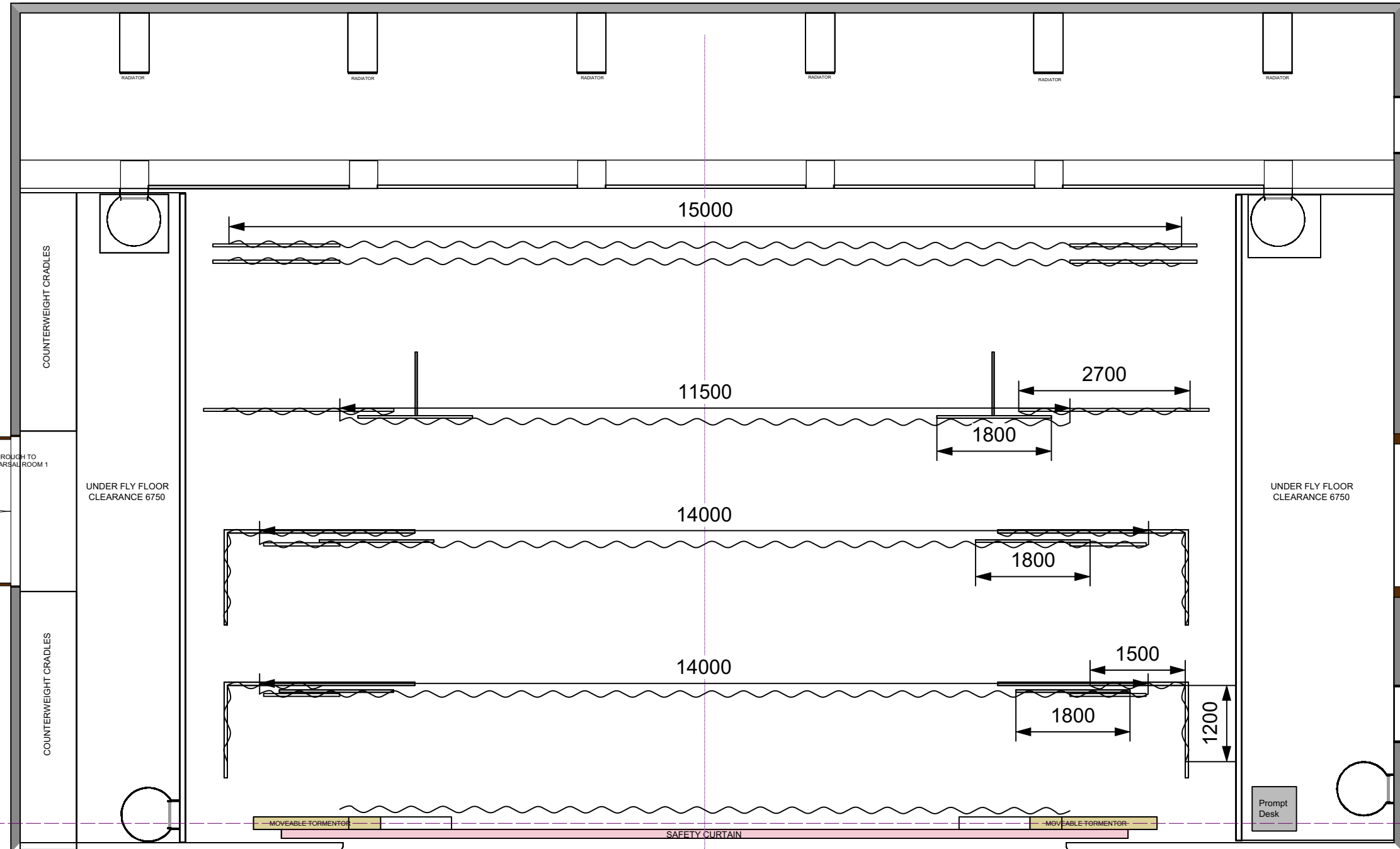


- 30 _____
- 29 _____
- 27 **Full Black**
- 26 **CYC**
- 25 _____
- 24 **LX 7**
- 23 _____
- 22 _____
- 21 _____
- 20 **Sound**
- 19 _____
- 18 _____
- 17 **Border**
- DP16 _____
- DP15 **LX 6**
- DP14 _____
- DP13 **Border**
- DP12 **MS Windows**
- 11 _____
- 10 **LX 5**
- 9 **LX 4**
- 8 **Sound**
- 7 **LX 3**
- 6 **Border**
- 5 **DS Windows**
- 4 **LX 2**
- 3 **Roof / Chimney**
- 2 **Sound**
- 1 **LX 1**
- W **Pros Border**



THROUGH TO REHEARSAL ROOM 1


UNDER FLY FLOOR CLEARANCE 6750

UNDER FLY FLOOR CLEARANCE 6750


SCENE DOCK /GET IN
Door Clearance 2250w X 6300h

THROUGH TO PROPS ROOM/KITCHEN

SETTING LINE 800mm from front of permanent stage



TECHNICAL DATA	
Proscenium Opening	8 000mm - 11 200mm (w) x 7 180mm (h)
Setting Line to D/S of Rear Columns	10 000mm
Setting Line To Edge Of Stage	800mm
Setting Line To Edge of Forestage/Pit Elevator	3110mm
Depth of Forestage/Pit Elevator	2 310mm
Height of Stage from Stalls Level	910mm
Max Width of Stage	20 75 0mm
Width Between Fly Floors	16 550mm
Clearance To Underside of Fly Floors	6700mm
Height to Underside of Grid (Bar Travel)	15 500mm
Bar Width Counter Weights	11 500mm SWL 400kg UDL / 45kg PL
Bar Width DP Counter Weights	12 000mm SWL 370kg UDL / 50kg PL
Bar Width Hemp Sets	10 650mm SWL 50kg UDL
Get In Clearance Dimensions	
Stage Left	2 250 (w) x 6 300 (h)
Stage Right	2 350 (w) x 2 800 (h)



Masking Notes
 - Border 1 & 2- Small Bar Extensions
 - Cyc & Full Black- Large Bar Extensions

Updates
 14/8/18 Dimmer Info Formatting Fixed
 22/10/20 replaced CW and FOH bar symbol architecture with lighting pipes
 Steve Macluskie 0141 270 8257
 Simon Cook 0141 270 8108

Show Name The Speculator		
Reference Masking Plan	Drawn By Darren Wilson	Date 07/11/20
CAD File Name 1:75@A3		