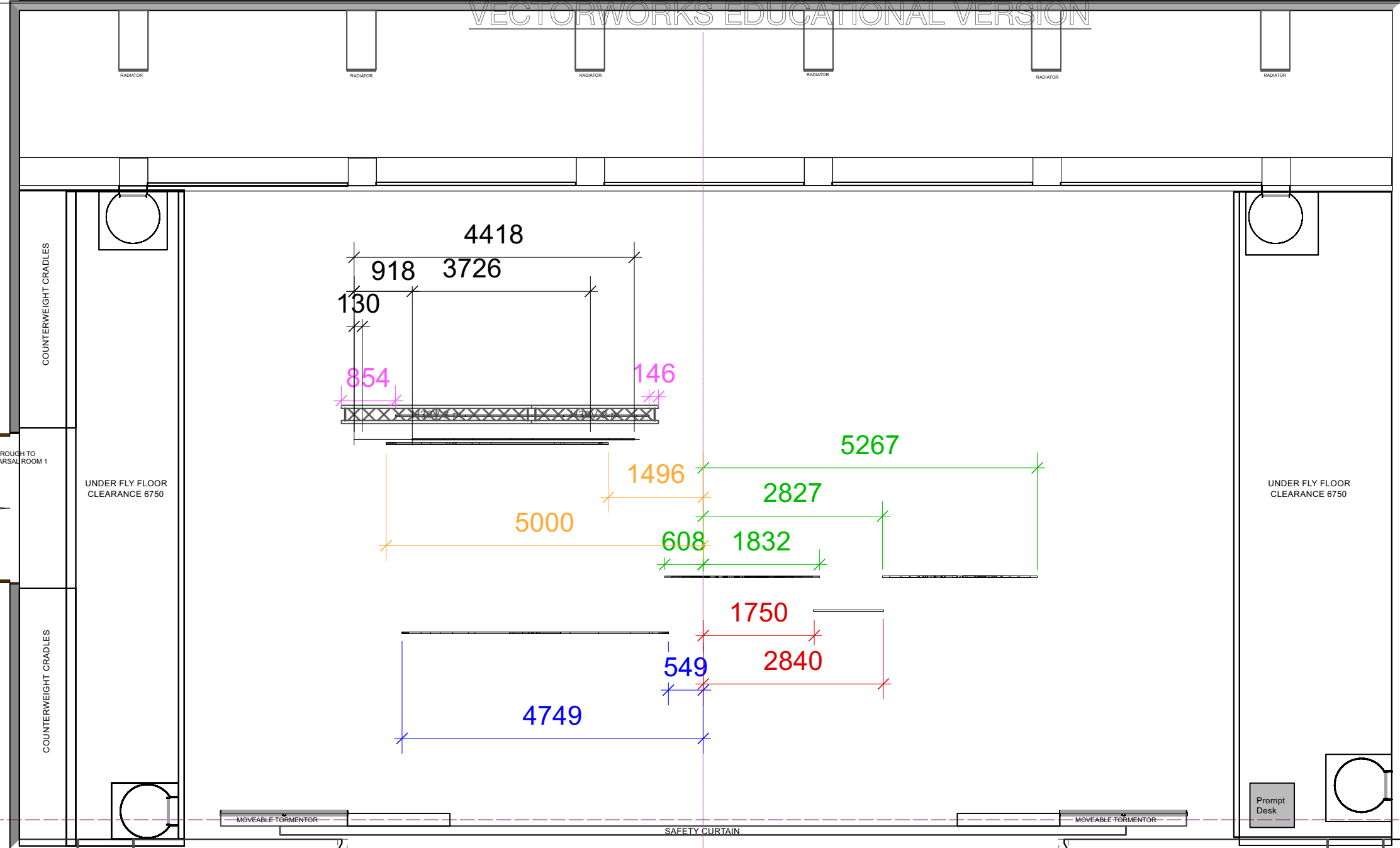


- 30 — Back Cloth —
- 29 — Legs —
- 28 — Border —
- 27 —
- 26 —
- 25 —
- 24 — LX 9 —
- 23 —
- 22 —
- 21 — LX 8 —
- 20 — LX7 —
- 19 — LX 6 —
- 18 — Barber Back Wall - Auto
- 17 — Border —
- DP16 — Brick Wall —
- Top Half Pie Shop - Auto
- DP15 —
- LX 5 (Truss)
- DP14 — Joanas Tower —
- Pendant Light
- DP13 — Border —
- DP12 — Windows —
- Judges Portrate - Hemp
- LX 4 (Truss)
- 11 — Chandelier
- 10 — Exterior Pie Shop
- 9 — Border —
- 8 — Fleet Street sign —
- 7 — LX 3 —
- 6 —
- 5 — LX 2 —
- 4 —
- 3 — Front Tab —
- 2 —
- 1 — LX 1 —
- w — Border —




To Rear Scene Dock

SCENE DOCK /GET IN
Door Clearance 2250w X 6300h

THROUGH TO
PROPS ROOM/KITCHEN

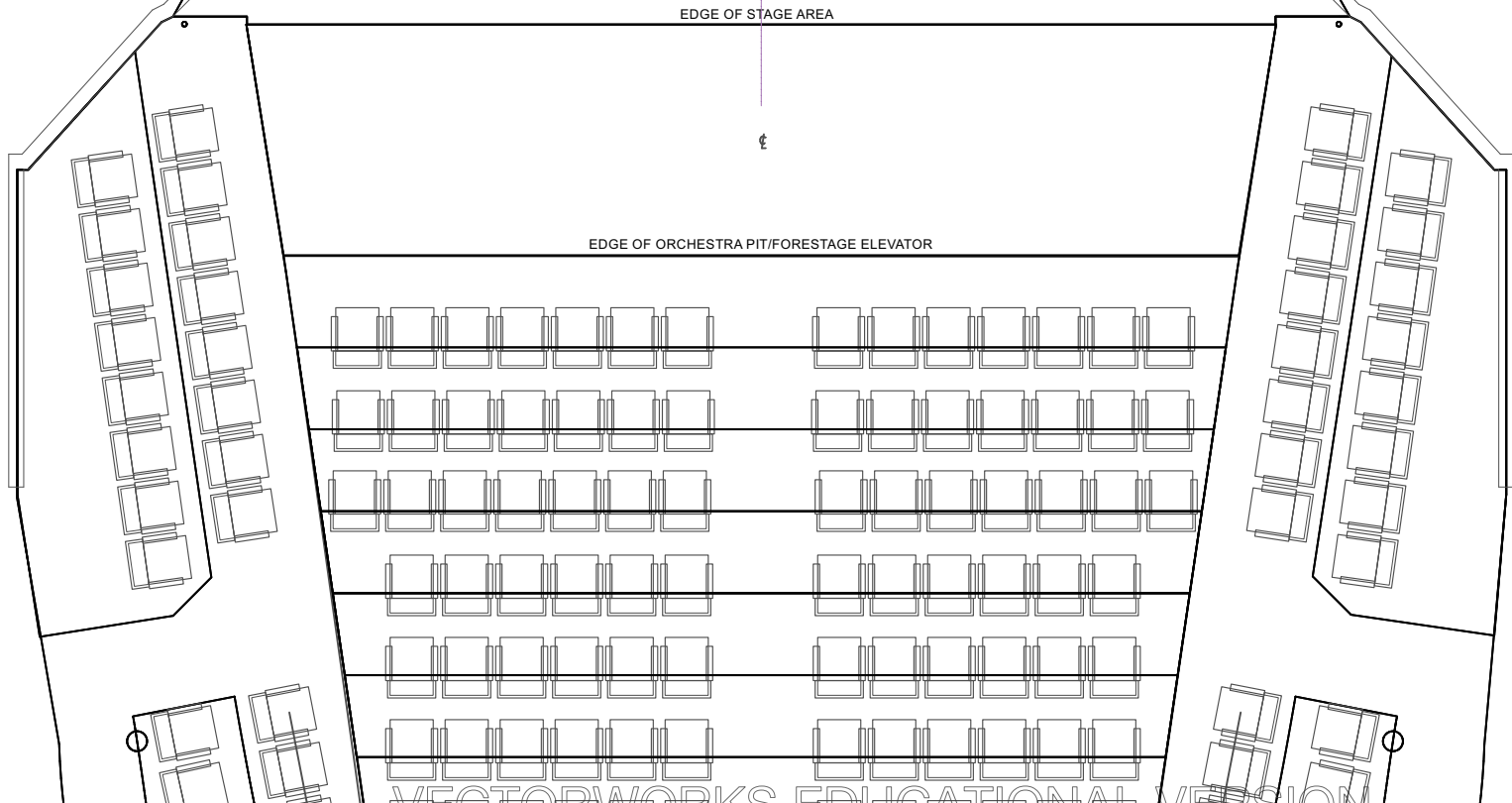
SETTING LINE 800mm from front of permanent stage

Through to Dressing Room Corridor



TECHNICAL DATA		
Proscenium Opening	8 000mm - 11 200mm (w) x 7 180mm (h)	
Setting Line to D/S of Rear Columns	10 000mm	
Setting Line To Edge Of Stage	800mm	
Setting Line To Edge of Forestage/Pit Elevator	3110mm	
Depth of Forestage/Pit Elevator	2 310mm	
Height of Stage from Stalls Level	910mm	
Max Width of Stage	20 75 0mm	
Width Between Fly Floors	16 550mm	
Clearance To Underside of Fly Floors	6700mm	
Height to Underside of Grid (Bar Travel)	15 500mm	
Bar Width Counter Weights	11 500mm	SWL 400kg UDL / 45kg PL
Bar Width DP Counter Weights	12 000mm	SWL 370kg UDL / 50kg PL
Bar Width Hemp Sets	10 650mm	SWL 50kg UDL
Get In Clearance Dimensions	Stage Left	2 250 (w) x 6 300 (h)
	Stage Right	2 350 (w) x 2 800 (h)

Updates
 14/8/18 Dimmer Info Formatting Fixed
 22/10/20 replaced CW and FOH bar symbol architecture with lighting pipes
 18/02/21 moved some DP and CW bars to correct y-position added missing catwalk 2 right rail back in
 30/04/21 converted Gods rail and FOH catwalk rails to lighting pipes
 Steve Macluskie 0141 270 8257
 Simon Cook 0141 270 8108



Title Set Haning Location		
Drawing Number 1	Drawn By Kyle Jessimar	Date 25/04/2022
CAD File Name 1:75@A3		